



Weekly Economic Report - June 28, 2023

CONTENTS

• Interbank interest rate in soles	ix
• BCRP monetary operations	x
• Short-term yield curves	xiii
• Treasury Bonds	xiii
• International reserves	xiv
• International markets	xv
Price of zinc rises in international markets	xv
Food prices rise in international markets	xvi
Dollar appreciates in international markets	xvii
Country risk reached 174 basis points	xviii
Yield on U.S. Treasury bonds at 3.77 percent	xviii
• Indices of the Lima Stock Exchange	xix

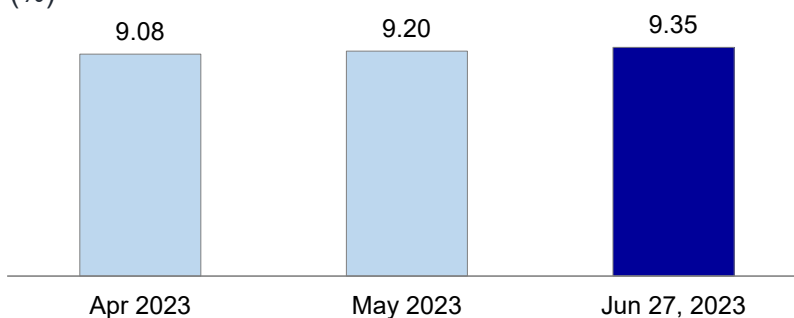
INTERBANK INTEREST RATE IN SOLES

From June 22 to June 27, 2023, the average **interbank** interest rate in soles was 7.79 percent per year, while this rate in dollars was 5.25 percent per year.

On June 27, 2023, the **90-day corporate prime rate** -the interest rate charged to lower-risk businesses- in soles was 9.35 percent per year, and the rate in dollars was 6.32 percent per year.

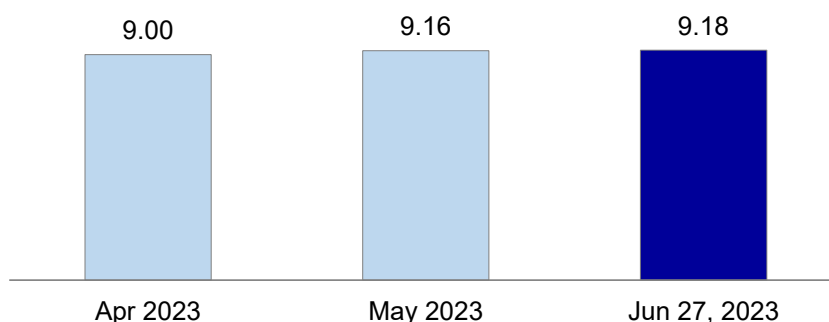
90-day corporate prime rate in soles

(%)



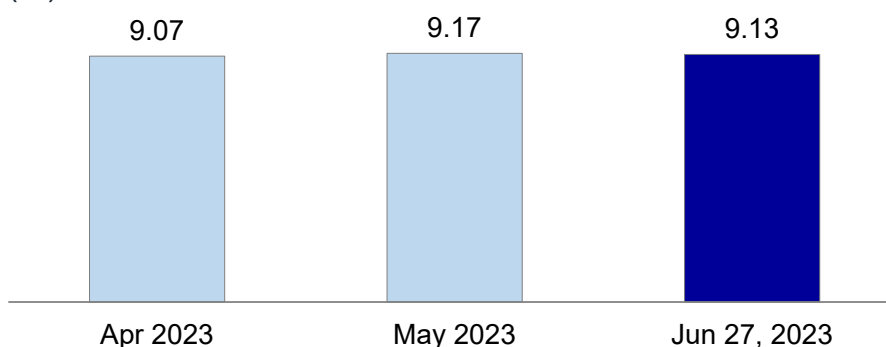
On the same day, the **corporate prime rate for 180-day loans** in soles was 9.18 percent per year and this rate in dollars was 6.28 percent per year.

180-day corporate prime rate in soles (%)



On June 27, 2023, the **corporate prime rate for 360-day loans** in soles was 9.13 percent per year. The dollar rate was 6.30 percent per year.

360-day corporate prime rate in soles (%)



BCRP MONETARY OPERATIONS

The BCRP's **monetary operations** from June 22 to 27 included the following:

- Liquidity **injection** operations:
 - Securities repos: On June 27, the balance was S/ 14,158 million, with an average interest rate of 6.62 percent. The balance on June 21 was S/ 14,058 million, with a similar average interest rate. Securities repos in this period corresponded to 1-day auctions for S/ 500 million (June 22) and 3-month auctions for S/ 600 million (June 23), which were placed at an average interest rate of 8.12 percent.
 - Repos from Reactiva Peru (including rescheduled loans): On June 27, the balance of this instrument was S/ 9,273 million, while the balance on June 21 was S/ 9,459 million.
 - Settlement of the acquisition of sovereign bonds in the secondary market for S/ 99 million at an average rate of 6.96 percent for terms between 9 and 14 years. The balance of sovereign bonds held by the Central Bank at acquisition value on June 27 was S/ 7,431 million.

- Liquidity **sterilization** operations:
 - CD BCRP: The balance of these certificates on June 27 was S/ 30,550 million, with an average interest rate of 7.54 percent. The balance on June 21 was S/ 30,650 million, with a similar average interest rate.
 - Overnight deposits: On June 27, the balance of this instrument was S/ 917 million, with an average interest rate of 5.25 percent. The balance as of June 21 was S/ 240 million, with a similar average interest rate.
 - Term deposits: On June 27, the balance of term deposits amounted to S/ 2,169 million, with an average interest rate of 7.23 percent. The balance as of June 21 was S/ 2,800 million, with an average interest rate of 7.21 percent.
- Other monetary operations:
 - Interest rate swaps: On June 27, the balance of interest rate swaps was S/ 240 million, with an average interest rate of 6.92 percent. The balance on June 21 was S/ 270 million with an average interest rate of 6.90 percent. In these operations, BCRP receives a fixed interest rate and pays a floating rate based on the Interbank Overnight Index (ION).

The **foreign exchange operations** of BCRP between June 22 and June 27 did not include interventions in the spot market. FX swaps-sale for a total of US\$ 459 million were placed, while FX Swaps-sale for a total of US\$ 607 million matured.

- i. Foreign Exchange swaps-sale: The balance of this instrument on June 27 was S/ 32,652 million (US\$ 8,639 million), with an average interest rate of 5.24 percent. The balance on June 21 was S/ 33,346 million (US\$ 8,787 million), with an average interest rate of 5.11 percent.

On June 27, 2023, the **monetary base** had decreased by S/ 352 million compared to June 21, 2023, in a context in which Public Sector deposits in soles increased by S/ 217 million. During the week, the public sector sold foreign currency to the BCRP for US\$ 28 million (S/ 102 million).

The BCRP's liquidity sterilization operations were the amortization of State Guaranteed Portfolio Repos (S/ 185 million) and the net placement of term deposits and overnight deposits (S/ 46 million). These operations were partially offset by the net placement of Securities Repos (S/ 100 million), the net maturity of BCRP CDs (S/ 100 million) and the liquidation of BTP for S/ 99 million.

Over the last 12 months, the monetary base decreased by 4.6 percent, mainly as a result of a 4.5 percent drop in demand for banknotes and coins.

Monetary balance of the Central Reserve Bank of Peru

(Million S/)

	Balance				Flows		
	Dec 31, 22	2023			2023	June	Week ^{1/}
		May. 31	Jun. 21	Jun. 27			
I. NET INTERNATIONAL RESERVES	273,876	280,578	269,407	269,507	7,878	-8,049	99
<i>(Millions US\$)</i>	<i>71,883</i>	<i>76,244</i>	<i>74,013</i>	<i>74,040</i>	<i>2,157</i>	<i>-2,204</i>	<i>27</i>
1. Foreign Exchange Position	52,040	51,445	49,794	49,756	-2,284	-1,689	-38
2. Deposits of the Commercial Banks	13,822	16,742	16,075	16,246	2,424	-496	171
3. Deposits of the Public Sector	3,898	5,967	5,850	5,746	1,849	-221	-104
4 Others ^{2/}	2,124	2,090	2,294	2,292	168	202	-1
II. NET DOMESTIC ASSETS	-180,885	-194,834	-184,506	-184,958	-16,320	6,855	-451
1. Credit to the financial sector in soles	9,601	6,462	5,790	5,758	-3,843	-321	-32
a. Security repos	7,803	13,358	14,058	14,158	6,356	800	100
b. Currency repos	1,112	1,197	1,797	1,797	685	600	0
c. Temporary Purchase of Portfolio	6,340	6,310	6,306	6,306	-34	-4	-1
d. Portfolio Repo under Reactiva Peru	18,721	10,311	9,459	9,273	-9,447	-1,037	-185
e. Securities issued	-18,279	-21,661	-22,121	-22,021	-3,742	-360	100
i. CDBCRP	-7,779	-19,401	-22,061	-21,961	-14,181	-2,560	100
ii. CDRBCRP	0	-60	-60	-60	-60	0	0
iii. CDVBCRP	-10,500	-2,200	0	0	10,500	2,200	0
f. Other deposits in soles	-6,095	-3,053	-3,710	-3,756	2,339	-703	-46
2. Net assets public sector in soles ^{3/}	-78,529	-81,225	-75,592	-75,808	2,721	5,034	-217
3. Credit to the financial sector in dollars	-52,874	-61,688	-58,597	-59,219	-8,854	1,811	-621
<i>(Millions US\$)</i>	<i>-13,822</i>	<i>-16,742</i>	<i>-16,075</i>	<i>-16,246</i>	<i>-2,424</i>	<i>496</i>	<i>-171</i>
4. Net assets public sector in dollars	-13,042	-20,185	-20,349	-19,970	-7,535	-4	379
<i>(Millions US\$)</i>	<i>-3,423</i>	<i>-5,485</i>	<i>-5,590</i>	<i>-5,486</i>	<i>-2,063</i>	<i>-1</i>	<i>104</i>
5. Other Net Accounts	-46,040	-38,197	-35,759	-35,718	1,191	334	40
III. MONETARY BASE (I+II)	92,991	85,743	84,901	84,549	-8,442	-1,194	-352
<i>(% change 12 months)</i>	<i>-2.4%</i>	<i>-4.4%</i>	<i>-3.8%</i>	<i>-4.6%</i>			

1/ As of June 27. The flows isolate the valuation effects of fluctuations in the sol against the dollar.

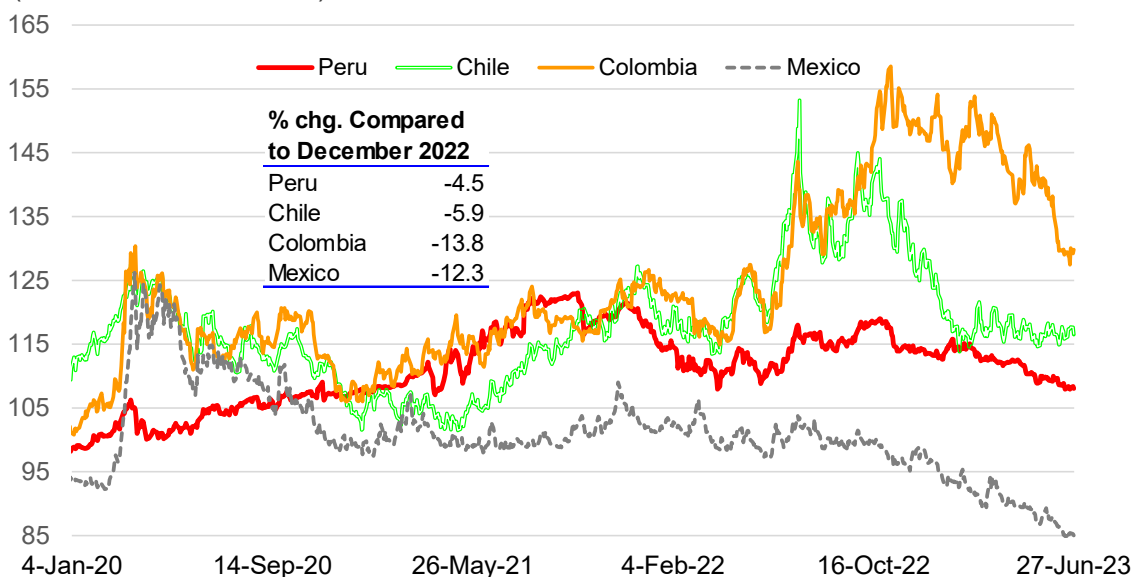
2/ Includes SDR allocations. Global Public Treasury Bonds and Repos Operations to provide foreign currency.

3/ Includes bonds issued by the Public Treasury, which the BCRP acquires in the secondary market in accordance with Article 61 of the Organic Law of the BCRP

The interbank sale **exchange rate** closed at S/ 3.63 per dollar on June 27, a rate 0.1 percent lower than the rate recorded on June 21. As a result, the PEN accumulated an appreciation of 4.5 percent with respect to the close of last year. So far this year, BCRP has carried out trading operations for a total of US\$ 1 million in the spot market, has placed BCRP CDRs for US\$ 16 million and has auctioned FX Swaps-sale, reducing the balance of the latter instrument by US\$ 1,162 million.

Nominal exchange rate indices

(December 2018 = 100)

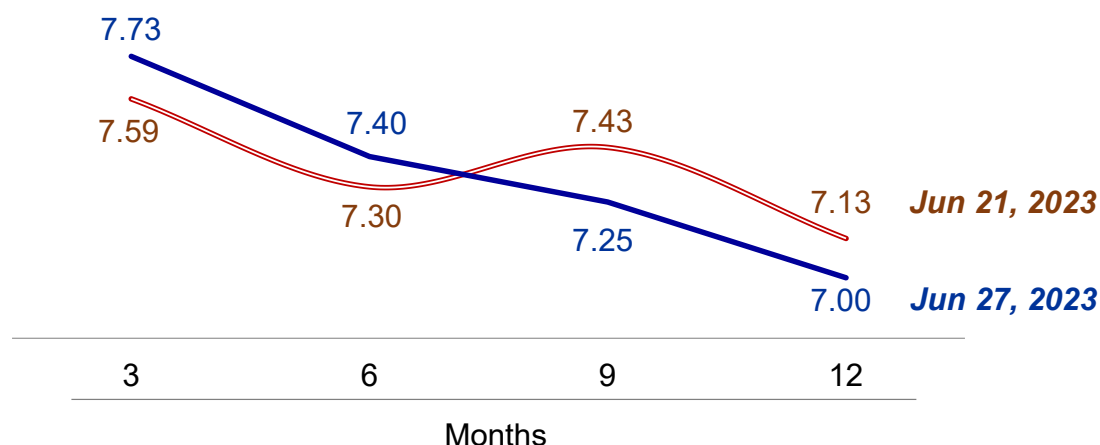


SHORT-TERM YIELD CURVES

On June 27, 2023, the yield curve of BCRP CD recorded, compared to June 21, 2023, higher rates for the 3 and 6 month maturities and lower rates for the 9 and 12 month maturities. BCRP Certificates of Deposit are a monetary sterilization instrument that can be traded in the market or used in interbank repos and repos with the BCRP. The shape of this yield curve is influenced by expectations of future monetary policy rates and liquidity conditions in the market.

Yield curve of CDBCRP

(%)

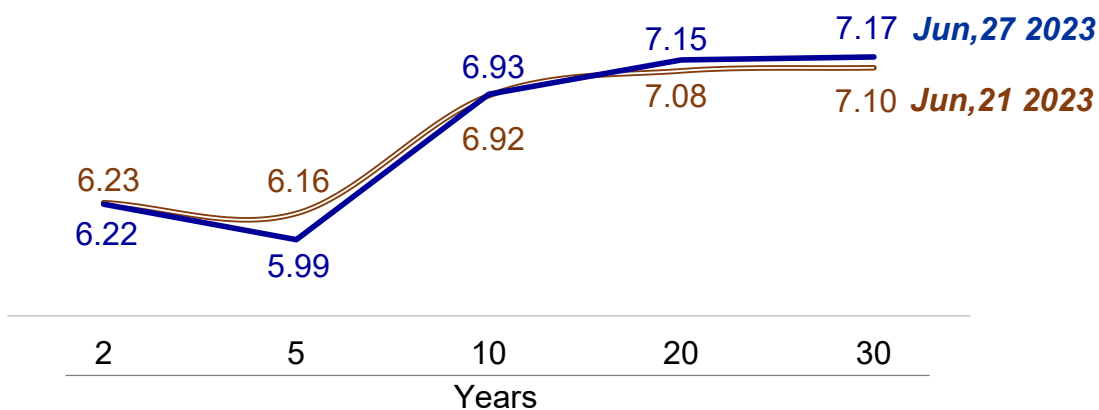


TREASURY BONDS

Markets use the yield on the Treasury bonds as reference for terms of 2 years or more. On June 27, 2023, the interest rates on sovereign bonds, compared to June 21, were lower for the 2 and 5-year terms, and higher for the 10, 20 and 30-year terms.

Yield curve of BTP

(%)

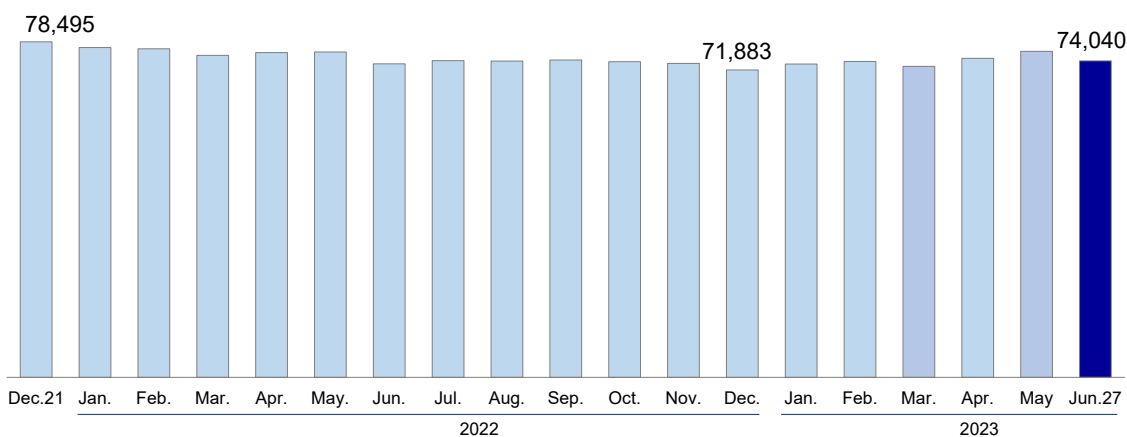


INTERNATIONAL RESERVES

On June 27, 2023, Net International Reserves totaled US\$ 74,040 million, a balance US\$ 2,157 million higher than at the end of 2022. International reserves are made up of liquid international assets and their current level is equivalent to 29 percent of GDP.

Net International Reserves

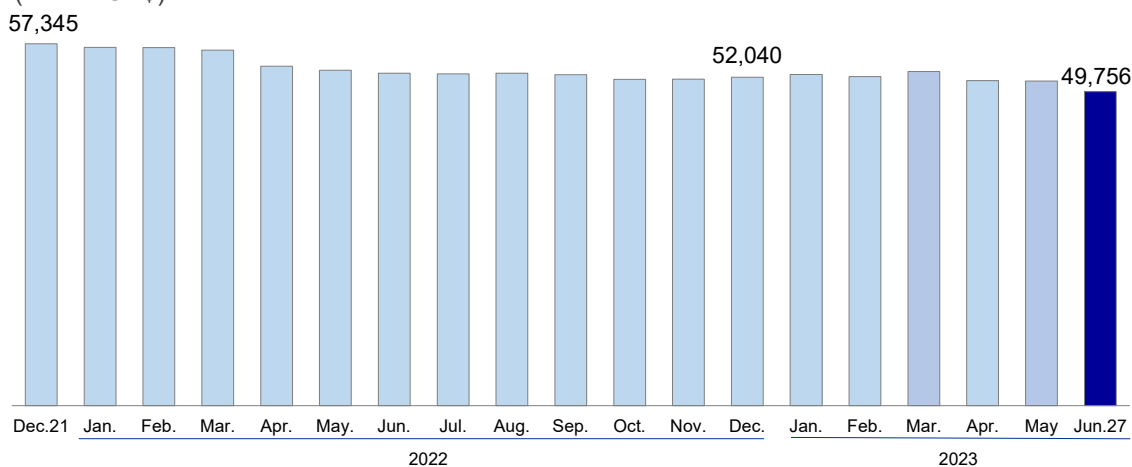
(Million US\$)



The **foreign exchange position** at June 27, 2023 was US\$ 49,756 million, US\$ 2,284 million lower than at the end of December 2022. The lower foreign exchange position corresponds mainly by foreign currency sales of US\$ 3,202 million to the public sector, which the Treasury used to increase the Fiscal Stabilization Fund (FEF) by US\$ 1,699 million and by the recent repurchase of bonds (US\$ 1,684 million) as part of a public debt management operation (DMO).

Foreign Exchange Position

(Million US\$)



INTERNATIONAL MARKETS

Price of zinc rises in international markets

Between June 21 and June 27, the price of **zinc** rose 1 percent to US\$ 1.07 the pound, due to the decrease in inventories at the London Metal Exchange.

Zinc Price

(ctv. US\$/pound)



% change			
Jun 27, 2023	Jun 21, 2023	May 31, 2023	Dec 30, 2022
US\$ 1.07 / pound	1.0	1.7	-21.9

Between June 21 and 27, the **copper** price fell 1.4 percent to US\$ 3.80 per pound due to signs of lower demand from China (S&P cut its Chinese growth forecast for this year) and by fears of a slow down in the Eurozone, as well as higher interest rate hike prospects.

Copper Price

(cUS\$/pound)



% change			
Jun 27, 2023	Jun 21, 2023	May 31, 2023	Dec 30, 2022
US\$ 3.80 / pound	-1.4	4.4	-0.2

In the same period, the **gold** price fell 1 percent to US\$ 1,913.7 the ounce, consistent with the appreciation of the dollar against a basket of major currencies and due to the rising U.S. Treasury Bond yields.

Gold Price

(US\$/tr. ounce)



	% change			
	Jun 27, 2023	Jun 21, 2023	May 31, 2023	Dec 30, 2022
US\$ 1,913.7 / tr. ounce		-1.0	-2.5	5.6

From June 21 to 27, the price of **WTI oil** fell 6.3 percent to US\$ 67.7 per barrel, due to expectations of interest rate hikes in the Eurozone following Lagarde's statement, who announced that there will be a new interest rate hike in July, and by fears of a global recession.

WTI Oil Price

(US\$/barrel)



	% change			
	Jun 27, 2023	Jun 21, 2023	May 31, 2023	Dec 30, 2022
US\$ 67.7 / barril.		-6.3	-0.6	-14.4

Food prices rise in international markets

Between June 21 and June 27, **wheat** price decreased 1 percent to US\$ 374.2 per ton due to the arrival of the United States winter wheat crop and high Russian exports.

Wheat Price

(US\$/ton)



	% change			
	Jun 27, 2023	Jun 21, 2023	May 31, 2023	Dec 30, 2022
US\$ 374.2 / ton.		-1.0	6.0	-2.3

In the analyzed period, the price of **maize** decreased 10.4 percent to US\$ 233.9 per ton due to rains in Nebraska and South Dakota (prospects of higher humidity in the first half of July, a key month for yields) and because the level of ethanol blending in the United States was maintained (an increase was expected in 2024 and 2025).

Maize Price
(US\$/ton)



	% change		
Jun 27, 2023	Jun 21, 2023	May 31, 2023	Dec 30, 2022
US\$ 233.9 / ton.	-10.4	-2.1	-8.9

The price of **soybean oil** fell 1.8 percent between June 21 and June 27, and settled at US\$ 1,351.8 per ton, as a result of the renewed rain forecast for the main U.S. producing areas during the first half of July.

Soybean oil Price
(US\$/ton)

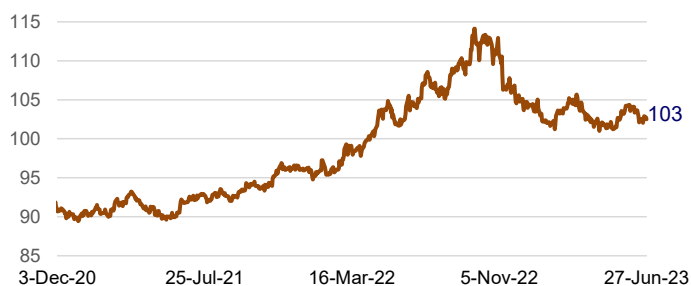


	% change		
Jun 27, 2023	Jun 21, 2023	May 31, 2023	Dec 30, 2022
US\$ 1,351.8 / ton.	-1.8	18.9	-12.6

Dollar appreciates in international markets

In the same period, the **dollar** index rose 0.5 percent. The appreciation of the dollar occurred in a context in which the markets expect additional interest rate increases by the Federal Reserve. The dollar appreciated against the yen (1.5 percent) due to the Bank of Japan's continued expansionary monetary policy.

DXY Index ^{1/}
(March 1973=100)



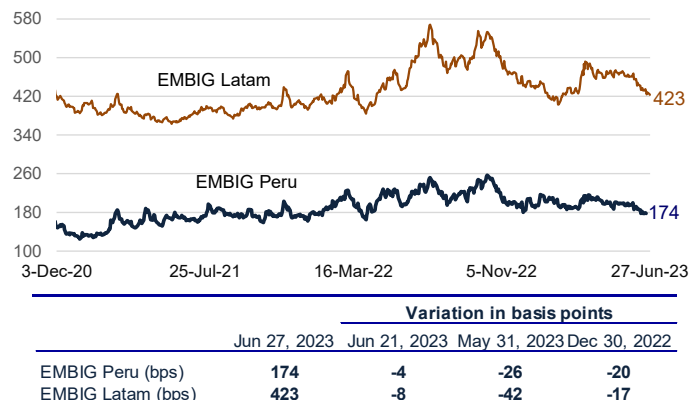
^{1/} Index of the value of the US dollar in relation to a basket of main currencies (euro, yen, pound, Canadian dollar, Swiss franc and Swedish krona).

	% Change		
Jun 27, 2023	Jun 21, 2023	May 31, 2023	Dec 30, 2022
102.5	0.5	-1.8	-1.0

Country risk reached 174 basis points

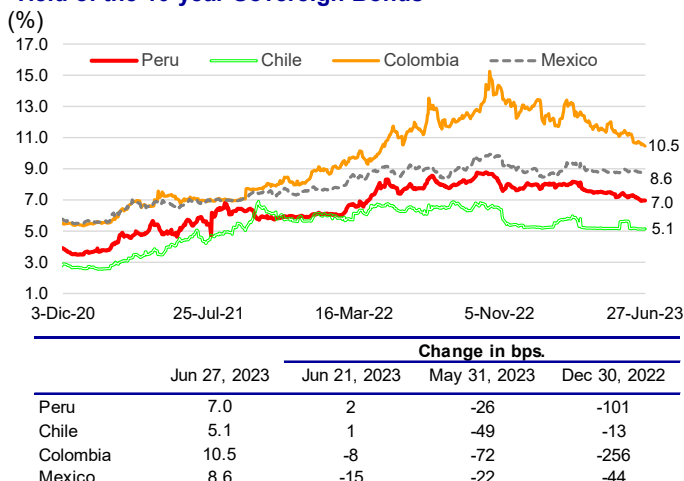
Between June 21 and June 27, **EMBIG Peru** indicator decreased 4 bps to 174 bps while the **EMBIG Latin America** decreased 8 bps to 423 bps in an environment of positive indicators in U.S. manufacturing and housing markets.

Country Risk Indicator
(Bps)



The interest rate on **Peru's 10-year sovereign bonds**, which increased by 2 bps between June 21 and June 27, remains one of the lowest in the region.

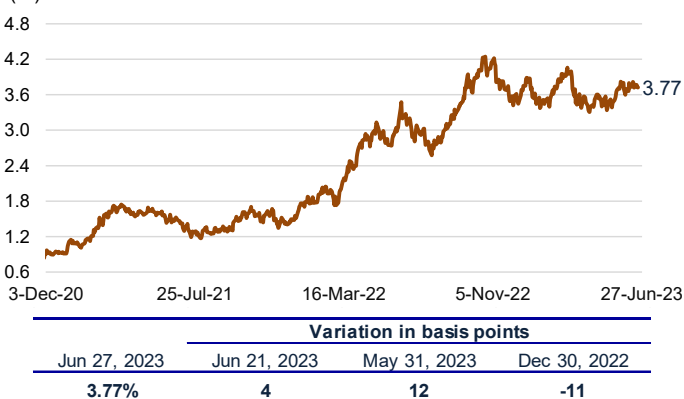
Yield of the 10-year Sovereign Bonds



Yield on U.S. Treasury bonds at 3.77 percent

In the period under review, the yield on the **US Treasury bond** rose 4 bps to 3.77 percent amid expectations of further rate adjustments by the Fed and the ECB.

10-Year US Treasury rate
(%)



INDICES OF THE LIMA STOCK EXCHANGE

From June 21 to 27, the **General Index of the Lima Stock Exchange** (IGBVL-Peru General) decreased 1.4 percent and the **Selective Index** (ISBVL-Lima 25) fell 1.5 percent due to the decrease in the mining and financial sectors.

Peru General index of the LSE

(Base Dec.1991=100)



	As of: Jun 27, 2023	% change compared to:		
		Jun 21, 2023	May 31, 2023	Dec 30, 2022
Peru General	22,196	-1.4	4.8	4.1
Lima 25	29,766	-1.5	1.4	-1.2

Resumen de Indicadores Económicos

		2021		2022					2023									
		Dic	Mar	Jun	Set	Dic	Ene	Feb	Mar	Abr	May	Jun. 23	Jun. 26	Jun. 27	Jun			
		Acum.	Acum.	Acum.	Acum.	Acum.	Acum.	Acum.	Acum.	Acum.	Acum.	Acum.	Acum.	Acum.	Acum.			
RESERVAS INTERNACIONALES (Mills. US\$)																		
Posición de cambio		57 345	56 327	52 685	52 439	52 040	52 475	52 158	52 957	51 517	51 445	49 756	49 798	49 756	-1 689			
Reservas internacionales netas		78 495	75 324	73 335	74 201	71 883	73 282	73 885	72 734	74 591	76 244	74 347	74 178	74 040	-2 204			
Depósitos del sistema financiero en el BCRP		17 056	14 962	15 109	16 673	14 517	15 569	16 540	14 604	16 410	17 475	17 251	17 055	16 946	-529			
Empresas bancarias		15 792	13 678	13 948	15 623	13 497	14 553	15 535	13 548	15 368	16 372	16 193	16 004	15 901	-471			
Banco de la Nación		749	785	725	604	639	650	643	666	659	712	698	696	677	-35			
Resto de instituciones financieras		515	500	436	445	381	367	362	391	383	392	361	355	368	-24			
Depósitos del sector público en el BCRP *		1 935	1 711	3 257	2 839	2 968	2 833	2 799	2 764	4 234	4 919	4 739	4 724	4 733	-186			
OPERACIONES CAMBIARIAS BCR (Mills. US\$)																		
Operaciones cambiarias		-745	-51	-192	286	35	-50	15	49	-1615	57	1	24	0	25			
Compras netas en mesa de negociación		-403	-94	-212	-100	-10	-1	0	0	0	0	0	0	0	0			
Operaciones con el sector público		-342	43	20	386	45	-49	15	49	-1615	57	1	24	0	25			
Otros		0	0	0	0	0	0	0	0	0	0	0	0	0	0			
TIPO DE CAMBIO (S/ por US\$)																		
		Prom.	Prom.	Prom.	Prom.	Prom.	Prom.	Prom.	Prom.	Prom.	Prom.	Prom.	Prom.	Prom.	Prom.			
Compra interbancario		4,033	3,736	3,744	3,897	3,826	3,831	3,838	3,778	3,778	3,764	3,687	3,632	3,639	3,636			
Promedio		4,033	3,736	3,744	3,897	3,826	3,831	3,838	3,778	3,778	3,764	3,687	3,632	3,639	3,636			
Venta interbancario		4,038	3,743	3,745	3,896	3,830	3,833	3,841	3,780	3,768	3,691	3,634	3,638	3,643	3,638			
Apertura		4,038	3,743	3,745	3,896	3,830	3,833	3,841	3,780	3,768	3,691	3,634	3,638	3,643	3,638			
Mediodía		4,037	3,740	3,750	3,902	3,833	3,836	3,842	3,780	3,765	3,688	3,632	3,641	3,636	3,636			
Cierre		4,037	3,740	3,747	3,903	3,829	3,835	3,840	3,781	3,764	3,689	3,636	3,645	3,634	3,638			
Promedio		4,038	3,741	3,748	3,901	3,830	3,835	3,841	3,780	3,766	3,690	3,633	3,641	3,638	3,637			
Sistema bancario (SBS)		4,032	3,735	3,743	3,894	3,824	3,830	3,838	3,777	3,762	3,685	3,628	3,635	3,633	3,632			
Compra		4,032	3,735	3,743	3,894	3,824	3,830	3,838	3,777	3,762	3,685	3,628	3,635	3,633	3,632			
Venta		4,042	3,743	3,752	3,901	3,835	3,836	3,844	3,782	3,769	3,692	3,638	3,642	3,640	3,640			
Índice de tipo de cambio real (2009 = 100)		113,5	105,5	101,2	99,8	98,2	100,6	100,1	97,1	97,2	94,6							
INDICADORES MONETARIOS																		
Moneda nacional / Domestic currency																		
Emisión primaria (Var. % mensual)		4,8	-2,7	-0,8	0,5	2,8	-1,2	-1,7	0,2	-3,1	-2,1	-1,1	-0,6	-1,4				
Monetary base (Var. % últimos 12 meses)		13,1	0,2	-1,0	-1,3	-2,4	-3,6	-3,5	-0,7	-1,9	-4,4	-3,8	-3,9	-4,6				
Oferta monetaria (Var. % mensual)		1,5	-0,3	0,0	1,9	2,0	0,5	-1,1	-0,7	-0,7	0,0							
Money Supply (Var. % últimos 12 meses)		-0,7	-4,4	-1,3	0,1	0,6	2,4	2,5	2,1	2,7	3,5							
Crédito sector privado (Var. % mensual)		0,3	1,0	0,4	-0,1	-0,5	-0,8	-0,5	0,9	0,3	-0,2							
Crédit to the private sector (Var. % últimos 12 meses)		5,6	7,6	6,7	4,2	2,5	2,0	0,4	0,3	0,6	0,1							
TOSE saldo fin de periodo (Var. % acum. en el mes)		-0,5	0,0	-0,2	1,5	-0,2	2,1	-0,5	1,6	-1,6	0,7	-1,3	-0,8					
Superávit de encaje promedio (% respecto al TOSE)		0,2	0,1	0,3	0,1	0,2	0,1	0,1	0,1	0,3	0,1	0,7	0,4					
Cuenta corriente de los bancos (saldo Mill. S/)		3 268	3512	4266	5053	5013	4809	5091	5178	5410	4949	687	1003	793				
Depósitos públicos en el BCRP (Mill. S/)		88 002	89917	91109	88201	77883	72358	71385	73361	75355	79252	74207	74144	74062	74062			
Certificados de Depósito BCRP (Saldo Mill. S/)		14 347	7166	7054	11524	12444	13197	12676	18080	22526	26618	30650	30650	30550	30550			
Subasta de depósitos a plazo (Saldo Mill. S/)**		11 620	10044	3700	2328	3389	6740	6007	3509	0	500	800	1569	2169	2169			
CDBCRP-MN con tasa variable (CDV BCRP) (Saldo Mill. S/)**		12 664	21317	19320	18391	13039	15415	17023	12929	7353	2254	0	0	0	0			
CD Reajustables BCRP (Saldo Mill. S/)		1 350	995	0	200	0	0	0	0	60	60	60	60	60	60			
Operaciones de reporte monedas (Saldo Mill. S/)		3 342	1522	2077	1577	1112	782	782	582	482	1197	1797	1797	1797	1797			
Operaciones de reporte (Saldo Mill. S/)		9 305	7484	11439	15835	8915	10130	9690	10090	12940	14555	15955	15955	15955	15955			
Tasa de interés (%)		11,00	11,52	12,49	13,39	14,28	14,46	14,74	14,89	15,20	15,30	15,54	15,58	15,66	15,59			
TAMN		9,00	10,20	12,05	12,86	13,95	14,61	15,12	15,10	14,87	14,80	15,16	15,22	15,23	15,20			
Préstamos hasta 360 días ****		2,25	3,88	5,28	6,67	7,45	7,64	7,76	7,74	7,75	7,75	7,75	7,75	7,75	7,75			
Interbancaria		2,88	4,56	6,00	8,00	8,76	9,45	9,46	9,01	9,06	9,19	9,35	9,35	9,35	9,35			
Preferencial corporativa a 90 días		2,09	1,97	3,50	5,78	5,04	5,78	5,70	5,87	6,46	6,57	6,63	6,63	6,63	6,63			
Operaciones de reporte con CDBCRP		2,29	1,84	3,14	3,05	3,29	1,32	1,32	0,76	0,50	5,52	6,53	6,53	6,53	6,53			
Operaciones de reporte monedas		0,50	0,50	0,50	0,50	0,50	0,50	0,50	0,50	0,50	0,50	0,50	0,50	0,50	0,50			
Créditos por regulación monetaria		0,83	3,76	2,21	6,54	6,67	6,86	7,02	7,55	7,57	7,57	7,54	7,54	7,54	7,54			
Del saldo de CDBCRP		2,49	3,89	5,07	6,72	7,36	7,73	7,67	7,65	7,72	6,69	6,60	7,06	7,23	7,23			
Del saldo de depósitos a plazo		0,03	0,04	0,03	0,01	-0,02	-0,06	-0,07	-0,08	-0,07	-0,08	s.m.	s.m.	s.m.	s.m.			
Spread del saldo del CDV BCRP - MN																		
Moneda extranjera / foreign currency																		
Crédito sector privado (Var. % mensual)		1,5	2,3	2,0	-0,8	0,3	0,0	0,5	1,9	0,5	0,0							
(Var. % últimos 12 meses)		0,3	4,6	3,2	12,5	12,1	11,7	11,3	10,8	9,9	7,7							
TOSE saldo fin de periodo (Var. % acum. en el mes)		1,6	-2,3	-1,4	-2,1	-2,1	0,9	2,2	1,0	-2,2	1,5	0,0	0,0					
Superávit de encaje promedio (% respecto al TOSE)		0,7	0,4	1,5	0,5	0,5	0,4	0,4	0,6	0,7	0,3	2,7	1,6					
Tasa de interés (%)		6,82	6,79	6,65	8,01	9,10	9,64	10,01	10,12	10,28	10,28	10,26	10,27	10,34	10,29			
TAMEX		3,56	3,55	3,67	5,01	6,42	7,10	7,44	7,65	7,81	7,84	7,85	7,86	7,88	7,86			
Préstamos hasta 360 días ****		0,25	0,29	1,45	2,79	4,23	4,63	4,75	4,84	5,00	5,24	5,25	5,25	5,25	5,25			
Interbancaria		0,96	1,26	2,27	4,02	5,52	6,07	6,14	6,04	5,99	6,16	6,32	6,32	6,32	6,32			
Preferencial corporativa a 90 días																		
Ratio de dolarización de la liquidez (%)		30,4	30,7	31,5	31,0	29,8	30,0	30,0	29,9	29,7	29,7							
Ratio de dolarización de los depósitos (%)		36,7	36,9	37,7	36,9	35,7	35,7	35,8	35,8	35,7	35,7							
INDICADORES BURSÁTILES																		
Índice General Bursátil (Var. %)		3,4	4,9	-11,3	3,2	-5,0	5,1	-3,8	1,5	-0,3	-3,0	-0,9	0,3	-0,5	4,8			
Índice Selectivo Bursátil (Var. %)		4,7	4,2	-8,5	2,8	-1,6	2,5	-3,3	0,7	0,8	-3,1	-0,4	0,0	-0,9	1,4			
Monto negociado en acciones (Mill. S/) - Prom. Diario		48,9	39,3	13,5	44,3	42,1	14,1	12,2	16,1	17,1	15,7	4,9	4,0	14,4	7,7			
INFLACIÓN (%)																		
Inflación mensual		0,78	1,48	1,19	0,52	0,79	0,23	0,29	1,25	0,56	0,32							
Inflación últimos 12 meses		6,43	6,82	8,81	8,53	8,46	8,66	8,65	8,40	7,97	7,89							
SECTOR PÚBLICO NO FINANCIERO (Mill. S/)																		
Resultado primario		-13 919	5 075	-1 196	166	-14 431	4 498	2 489	3 246	5 395	570							
Ingresos corrientes del gobierno general		17 912	21 015	14 950	16 840	15 887	16 941	16 686	19 340	20 560	16 636							
Gastos no financieros del gobierno general		31 134	15 778	15 248	16 553	30 420	12 815	13 872	15 818	15 030	15 842							
COMERCIO EXTERIOR (Mills. US\$)																		
Balanza comercial		1 958	970	982	1 037	1 632	1 185	1 031	1 439	1 214								
Exportaciones		6 381	5 639	5 957	5 759	6 139	4 830	4 879	5 780	5 063								
Importaciones		4 423	4 669	4 976	4 722	4 507	3 646	3 848	4 341	3 849								
PRODUCTO BRUTO INTERNO (Índice 2007=100)																		
Variación % respecto al periodo anterior		2,1	3,9	3,5	2,1	0,9	-1,0	-0,5	0,2	0,3								

* Incluye depósitos de Promcepri, Fondo de Estabilización Fiscal (FEF), Cofide, fondos administrados por la ONP; y otros depósitos del MEF. El detalle se presenta en el cuadro No.23 de la Nota Semanal.

** A partir del 18 de enero de 2008, el BCRP utiliza los depósitos a plazo en moneda nacional como instrumento monetario.