

BANCO CENTRAL DE RESERVA DEL PERU

WEEKLY REPORT N° 10

March 8, 2002

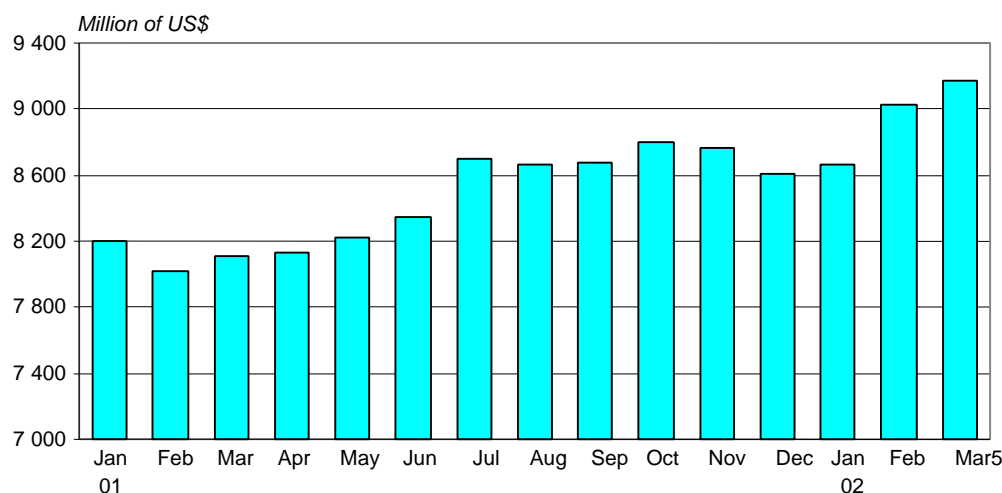
Content

Net International Reserves at US\$ 9 172 million
Banks' current account balance at S/. 206 million
Average monetary base at S/. 5 861 million
Interest rates decrease
Peru's bonds spread at 4,5 percent
Inflation: February 2002
Macroeconomic expectations: February
Exchange rate at S/. 3,478
Monetary accounts: February 15
General Stock Index increased 1,1 percent
Press release: Monetary Program for March 2002

Net International Reserves at US\$ 9 172 million

As of March 5, the net international reserves (NIR) of the Central Reserve Bank of Peru amounted to US\$ 9 172 million, up US\$ 145 million from end-February due to higher financial system deposits (US\$ 162 million), which were partially offset by the withdrawal of public sector deposits (US\$ 12 million) and investment yields and others (US\$ 5 million). On the other hand, the net international position amounted to US\$ 2 999 million, up US\$ 2 million from end-February.

**BCR net international reserves
(January 2001 - March 2002)**



Banks' current account balance at S/. 206 million

As of March 6, the banks' current account held at the Central Bank was S/. 312 million on a daily average basis. The last 30-day average for this balance was S/. 206 million.

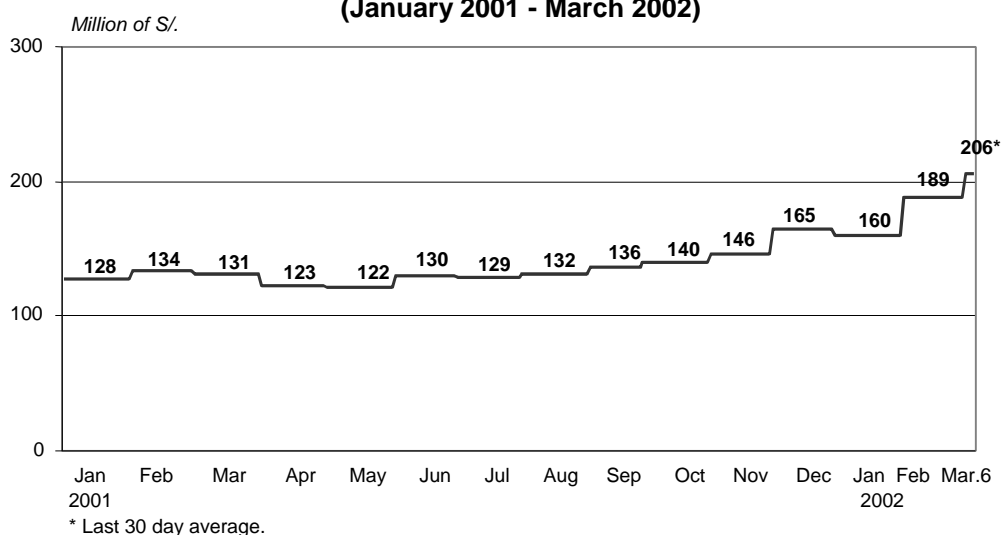
BANCO CENTRAL DE RESERVA DEL PERU

Banks' current account at the Central Bank and monetary operations

(Million of S/.)

	February	March			
	28	1	4	5	6
1. Current account of the banking system before Central Bank operations	-31	-41	48	230	269
2. Central Bank operations					
a. Auctions of CDBCRP					
- average interest rate					
b. Auction of temporary purchase of CDBCRP and BTP	180	355	265	75	
- average interest rate	3,08%	2,21%	2,31%	2,47%	
c. Direct temporary purchase of CDBCRP and BTP	-28				
d. Credit of monetary regulation					
e. Swaps					
- Million of US\$					
f. Overnight deposits	-28				
g. Exchange operations					
3. Current account of the banking system after Central Bank operations (1+2)	122	314	313	305	269
Note:					
Last 30 day average of the current account	182	191	202	204	206

Banks' current account at the BCR (January 2001 - March 2002)



Between February 28 and March 6 Central Bank made temporary purchases of CDBCRP and Treasury bonds by S/. 219 million on a daily average basis. The average interest rates of these issuances was 2,4 percent.

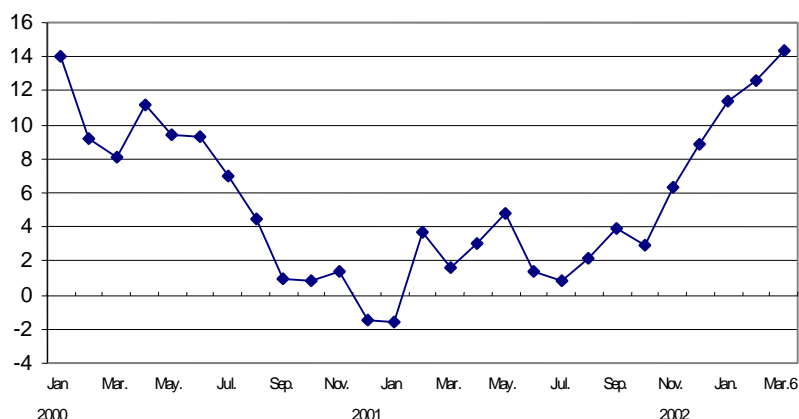
Average monetary base at S/. 5 841 million

As of March 6, the daily average balance of the monetary base was S/. 5 841 million, up 2,8 percent from February.

In February, the monetary base recorded a daily average of S/. 5 684 million, down 1,4 percent from the previous month, reflecting the lower seasonal cash demand after the end-of-the-year holidays. Compared with February 2000, the average balance of the monetary base recorded an increase of 12,6 percent, higher than in January (11,4 percent).

BANCO CENTRAL DE RESERVA DEL PERU

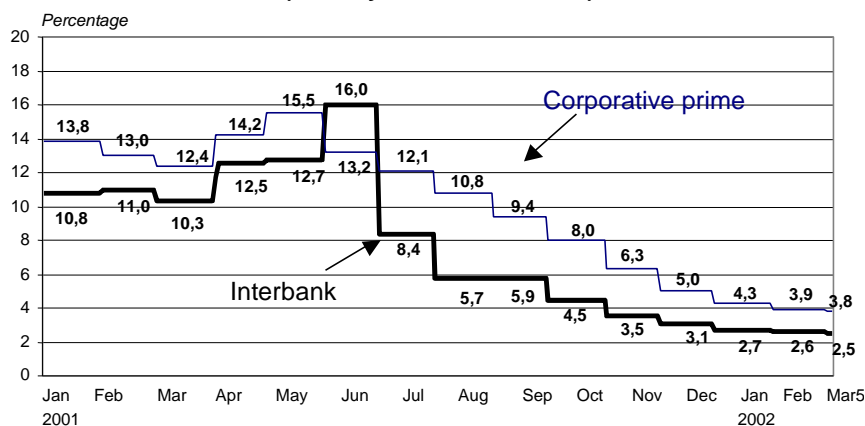
Monetary base
(Year to year variations)



Interest rates decrease

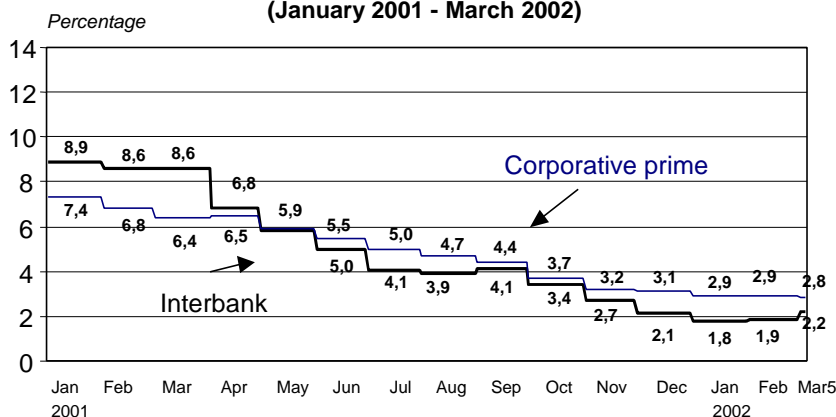
As of March 5, the interbank interest rate in domestic currency was 2,5 percent, slightly lower than in February (2,6 percent). The corporate prime interest rate declined from 3,9 percent in February to 3,8 percent as of March 5.

Interest rates in domestic currency
(January 2001 - March 2002)



In foreign currency, the interbank rate passed from 1,9 percent in February to 2,2 percent as of March 5. In the same period, the corporate prime interest rate in foreign currency declined from 2,9 percent to 2,8 percent.

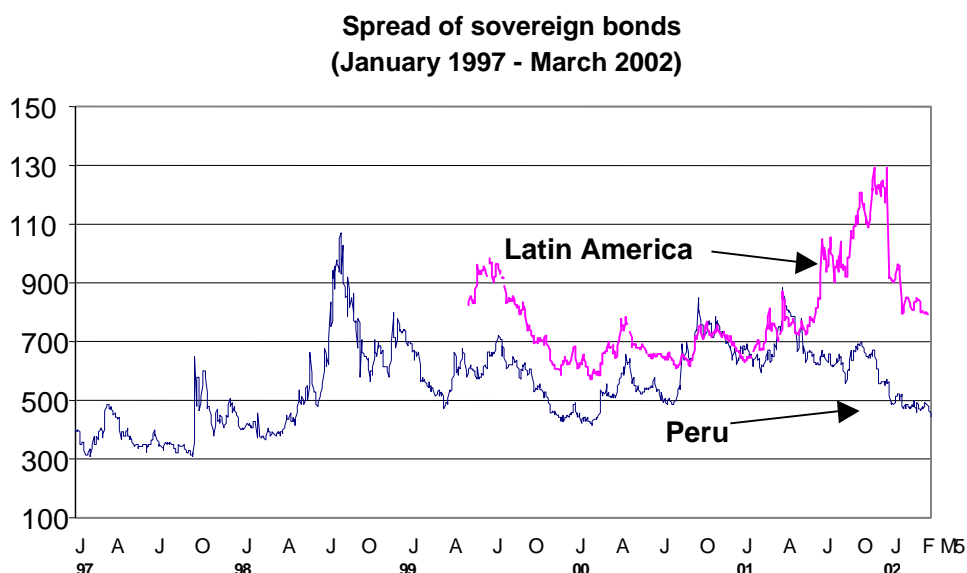
Interest rates in foreign currency
(January 2001 - March 2002)



BANCO CENTRAL DE RESERVA DEL PERU

Peru's bonds spread at 4,5 percent

As of March 5, the spread between the yield of Peruvian bonds and the interest rate on US Treasury bills (a proxy for the country risk perceived by investors) was 4,5 percent lower than in February (4,8 percent). The spread of the global Peruvian bond spread with a 10 year maturity fell from 4,7 percent in February to 4,5 percent as of March 5.



Inflation: January 2002

In February 2002, the **Consumer Price Index (CPI)** decreased 0,04 percent and 1,11 percent in the last 12 months. In February, tradable product prices decreased 0,24 percent, whereas non-tradable product prices increased 0,10 percent. On the other hand, **underlying inflation** was negative in 0,08 percent.

	INFLATION (percentage changes)				
	2001			2002	
	Feb.	Dec.	Year	Jan.	Feb.
<u>GENERAL INDEX</u>	0,25	-0,09	-0,13	-0,52	-0,04
<u>TRADABLE PRODUCTS</u>	-0,12	-0,44	-0,99	-0,26	-0,24
Food	-0,4	-0,5	-1,5	0,0	-0,7
Textile & footwear	0,1	0,3	1,9	0,2	0,0
Fuel	0,2	-3,2	-13,1	-2,6	-0,3
Electrical appliances	0,2	-0,2	-0,2	0,7	0,6
Others	0,1	0,1	2,2	-0,1	0,1
<u>NON-TRADABLE PRODUCTS</u>	0,52	0,16	0,47	-0,70	0,10
Food					
Services	1,6	0,1	-0,3	-2,2	0,2
Public services	0,1	0,2	0,8	-0,1	0,1
Labor intensive	0,0	-0,3	-2,7	-0,1	0,4
Health	0,2	0,3	1,1	0,1	0,0
Transportation	0,8	0,0	3,0	0,1	0,1
Education	-0,2	1,3	0,1	-0,5	0,0
Restaurants	0,2	0,0	4,0	0,0	0,1
Rent	0,1	0,0	1,3	0,2	0,0
Other services	0,2	-0,1	-0,4	0,3	0,2
Others	0,6	0,4	3,4	0,0	0,0
Others	0,1	0,0	0,3	-0,1	-0,1
Note:					
Underlying inflation	0,09	0,03	0,67	-0,05	-0,08

BANCO CENTRAL DE RESERVA DEL PERU

Macroeconomic expectations: February 2002

In late February, the Central Bank carried out the Macroeconomic Expectations Survey upon a sample of 29 financial entities and 337 non-financial enterprises, covering all productive sectors.

Among financial enterprises (which comprise banks, insurance companies, pension administrator funds and consumption credit institutions), the survey pointed out a decrease on inflation and interest rates expectations, whereas the survey applied to non-financial enterprises indicated no changes in inflation and growth expectations.

Financial enterprises Median of the sample			
	Date of the survey		
	Dec 28, 2001	Jan 24, 2002	Feb 28, 2002
Exchange rate (S/. per US\$) December 2002	3,52	3,52	3,53
Inflation (%) March 2002 2002	2,2	2,1	0,2 2,0
GDP growth (%) 2002	3,0	3,0	3,1
Interbank interest rate (%) In domestic currency March 2002 December 2002	4,0	4,0	2,6 3,5
In foreign currency March 2002 December 2002	3,0	2,5	1,9 2,5

Non-financial enterprises Median of the sample			
	Date of the survey		
	Dec 28, 2001	Jan 23, 2002	Feb 28, 2002
Exchange rate (S/. Per US\$) December 2002	3,58	3,59	3,58
Inflation (%) 2002	2,5	2,5	2,5
GDP growth (%) March 2002	3,0	3,0	3,0

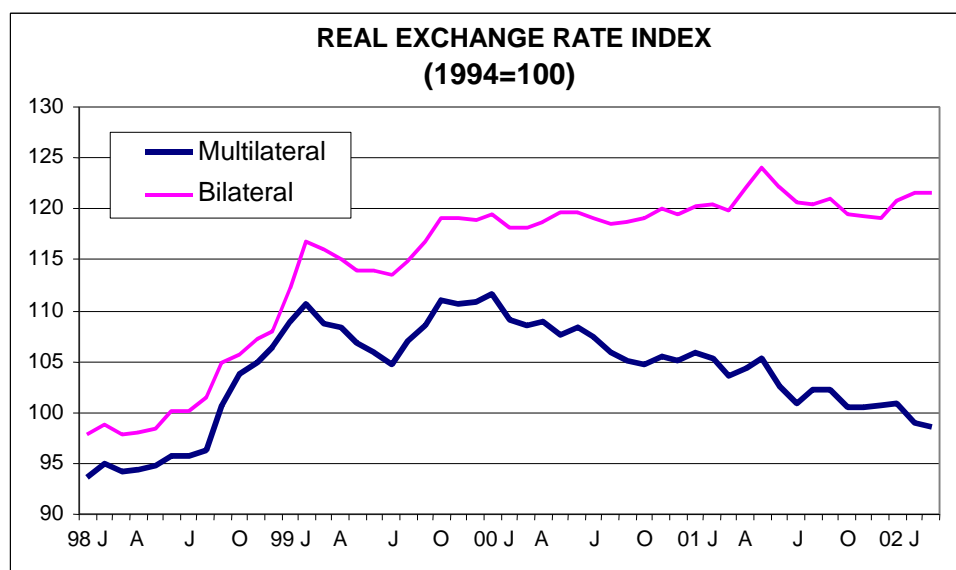
Exchange rate at S/. 3,478

In February, the ask exchange rate in the banking system averaged S/. 3,478, 0,5 percent higher than in January. This increase obeys to hedging operations due to the increase of forward operations. Thus, the balance of forward sales of foreign currency increased from US\$ 1 064 million in January to US\$ 1 157 million in February.

BANCO CENTRAL DE RESERVA DEL PERU

Banks' exchange market operations to the public: Daily average (Million of US\$)			
	December 2001	January	February
End-of-period balance:			
a. Net sales to the public (i-ii)	586	687	751
i. Forward sales to the public	834	1 064	1 157
ii. Forward purchases to the public	248	378	406
b. Banks' exchange position	587	590	632
Flows:			
I. Forward sales to the public	-4	9	4
- New sales	11	19	24
- Redemptions	15	10	20
II. Forward purchases to the public	-3	5	1
- New purchases	12	15	15
- Redemptions	15	10	14
III. Net spot purchases to the public	3	2	-10
- Purchases	78	74	62
- Sales	75	72	72

In real terms, the exchange rate decreased 1,7 percent in February. The nominal appreciation (0,5 percent) was offset by the differential between external inflation (-2,2 percent) and domestic inflation (-0,04 percent).



Monetary accounts: February 15

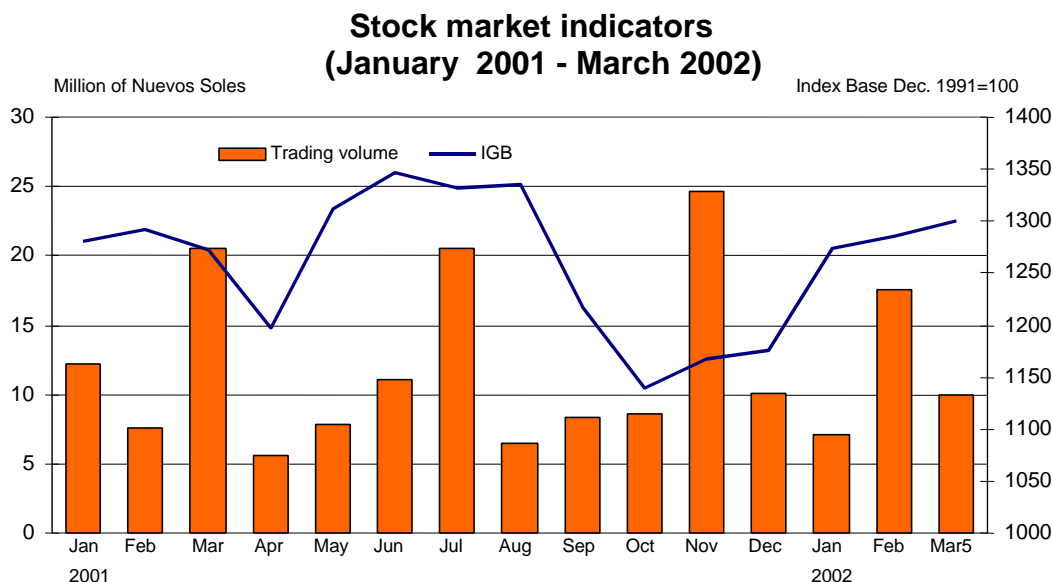
As of February 15, liquidity in domestic currency (S/. 16 273) decreased 1,2 percent (S/. 190 million) in the last 4 weeks, but increased 19 percent in annual terms. On the other hand, credit to the private sector in domestic currency rose 2,7 percent (S/. 246 million) to S/. 9 282 million in the last 4 weeks and 5,3 percent. in annual terms.

On the other hand, liquidity in foreign currency diminished US\$ 93 million (1,0 percent) to US\$ 9 531 million. Short-term external liabilities decreased US\$ 59 million (4,2 percent) to US\$ 1 342 million. Credit to the private sector in foreign currency (US\$ 10 630 million) dropped 0,3 percent (US\$ 35 million) in the last 4 weeks and 4,2 percent in annual term.

BANCO CENTRAL DE RESERVA DEL PERU

General Index increased 1,1 percent

As of March 5, the Lima Stock Exchange increased relative to end-January by 1,1 percent in the General Index and 1,5 percent in the Blue Chip Index. In the year these indices increased 10,5 and 7,7 percent, respectively.



Lima, March 8, 2002

The weekly report releases economic information to be published (with broader detail) in the weekly bulletin the following Monday. The weekly report published on Fridays is released via facsimile for a charge or free via email (mreyes@bcrp.gob.pe). A subscription can be requested to telephone (51-1) 4266250 ext. 3817 or email. The monthly fee for the facsimile is S/. 12 (Peru only) and US\$ 49 (overseas).

BANCO CENTRAL DE RESERVA DEL PERU

Press release



MONETARY PROGRAM APPROVED BY THE BOARD OF THE BANK FOR MARCH 2002

- ✓ ***The Board of the Bank decided to rise the average balance of the banks' current account and to reduce the Central Bank interest rate in domestic currency from 3,5 to 3,0 percent***
- 1. The Board of the Bank decided to rise the average balance of the banks' current account to S/. 185 million- S/. 195 million on a daily average basis, which is consistent with a higher preference for domestic currency. In February, the current account balance was S/. 189 million, higher than the operating target of that month (S/. 160 million to S/. 170 million). The latter is associated with the recomposition of the banks' reserve requirement, which rose the demand of current account in order to substitute cash in vaults in compliance of the legal minimum reserve requirement (6 percent).
- 2. Considering this higher demand of current account funds, the Bank rose the disposal of banking liquidity with respect to the February Monetary Program announce in order to avoid interbank interest rates rising pressures. Thus, the average interbank interest rate in domestic currency was 2,6 percent in February, compared with 2,7 percent in January.
- 2. The Board of the Bank also established for domestic currency operation the following:
 - a. For monetary regulation credits and temporary purchase of CDBCRP and Treadury bonds out of auctions, the effective interest rate would be **the weighted average of the interbank interest rates, or 3,0 percent, whichever is highest**. Formerly, the said rate was 3,5 percent.
 - b. For overnight deposits in domestic currency held by banks at the Central Bank, the effective interest rate remained at **1,9 percent**.
 - c. For foreign exchange temporary purchase operations (swap operations), the commission implies an effective annual cost of **3,0 percent**. The former cost was 3,5 percent.
- 3. The following interest rates will be used in foreign-currency operations:
 - a. The effective annual rate for monetary regulation credits will be **2,75 percent**. Formerly, the said rate was 3,0 percent.
 - b. For overnight deposits held by banks at the Central Bank, the rate is equivalent to the average obtained by the Central Bank for similar deposits abroad.
- 4. The Central Bank grants monetary regulation credits in domestic and foreign currency on a regular basis. Besides, the Central Bank operations will be oriented to reduce volatility in the exchange market.
- 5. If justified by financial conditions, the values mentioned above could be modified in order to ensure the attainment of the objective to preserve monetary stability, which mean avoiding inflationary or deflationary pressures.

Lima, March 7, 2001

BANCO CENTRAL DE RESERVA DEL PERU

Operational target and reference rate approved by the Board of the Bank

	2001											2002		Program March 2002
	February	March	April	May	June	July	August	September	October	November	December	January	February	
1. Operational target: current account (In million of S/.)														
Rango	125-135	128-138	130-140	120-130	125-135	135-145	130-140	130-140	132-142	135-145	150-160	160-170	160-170	185-195
Revised			120-130											
Actual	134	131	123	122	130	129	132	136	140	146	165	160	189	
2. Reference interest rates (In percentages)														
a. Monetary regulation credits, temporary purchase of CDBCRP and Treasury bonds out of auction														
a.1. In domestic currency	12,5	11,5	11,0	11,0	10,5	10,0	9,0	8,5	7,5	6,0	5,0	4,0	3,5	3,0
a.2. In foreign currency	8,5	8,5	8,5	7,5	7,0	6,5	6,0	5,5	5,0	4,5	4,5	3,5	3,0	2,75
b. Overnight deposits														
b.1. In domestic currency	4,5	4,0	4,0	4,0	4,0	4,0	4,0	4,0	3,0	2,5	2,0	2,0	1,9	1,9
b.2. In foreign currency 1/	5,5	5,3	4,8	4,2	3,9	3,8	3,7	3,2	2,5	2,1	1,8	1,8	1,8	1/
3. Swap commissions														
Commission	0,0172	0,0165	0,0159	0,0174	0,0171	0,0158	0,0138	0,0134	0,0138	0,0115	0,0089	0,0070	0,0053	3/
Annual percentage rate	12,5	11,5	11,0	11,0	10,5	10,0	9,0	8,5	7,5	6,0	5,0	4,0	3,5	3,0

Note:

Interbank interest rate in domestic currency	11,0	10,3	12,5	12,7	10,6 ^{2/}	8,4	5,7	5,9	4,5	3,5	3,1	2,7	2,6
----------------------------------------------	------	------	------	------	--------------------	-----	-----	-----	-----	-----	-----	-----	-----

1/ Similar to BCRP international overnight deposits' interest rate abroad.

2/ June 1 quotation (74,3 percent) not included.

3/ Since October, the swap commission is calculated on a daily average basis and considering international levels.

Indicadores Económicos / Economic Indicators

	2001				2002								
	SET.	OCT.	NOV.	DIC.	ENE.	27 Feb.	28 Feb.	FEB.	1 Mar.	4 Mar.	5 Mar.	MAR.	
RESERVAS INTERNACIONALES (Mills. US\$) / INTERNATIONAL RESERVES													
Posición de cambio / <i>Net international position</i>	2 657	2 731	2 828	2 915	2 926	2 991	3 001	75	3 002	3 002	2 999	-2	
Reservas internacionales netas / <i>Net international reserves</i>	8 679	8 795	8 768	8 613	8 667	9 210	9 028	361	9 242	9 240	9 172	145	
Depósitos del sistema financiero en el BCR / <i>Financial system deposits at BCR</i>	3 404	3 460	3 394	3 196	3 245	3 288	3 111	-134	3 339	3 337	3 272	162	
Empresas bancarias / <i>Banks</i>	3 211	3 247	3 196	2 945	3 011	3 063	2 891	-120	3 120	3 117	3 049	158	
Banco de la Nación / <i>Banco de la Nación</i>	164	181	164	218	201	190	185	-17	184	185	186	2	
Sector privado / <i>Private sector</i>	29	32	34	33	33	35	35	2	35	35	37	2	
Depósitos del sector público en el BCR / <i>Public sector deposits at BCR</i>	2 659	2 631	2 586	2 536	2 520	2 948	2 944	424	2 932	2 932	2 932	-12	
Depósitos de privatización	154	157	170	139	138	14	14	-124	14	14	14	0	
Otros depósitos / <i>Other *</i>	2 506	2 474	2 415	2 397	2 382	2 934	2 930	548	2 918	2 918	2 918	-12	
OPERACIONES CAMBIARIAS BCR (Mill. US\$) / BCR FOREIGN OPERATIONS													
Origen externo de la emisión primaria / <i>External origin of the monetary base</i>	1	54	90	79	0	-5	0	-1	0	0	0	0	
Compras netas en Mesa de Negociación / <i>Net purchases of foreign currency</i>	0	55	91	58	0	0	0	0	0	0	0	0	
Operaciones swaps netas / <i>Net swap operations</i>	1	-1	0	0	0	-5	0	0	0	0	0	0	
Operaciones con el Sector Público / <i>Public sector</i>	0	0	0	21	0	0	0	0	0	0	0	0	
TIPO DE CAMBIO (S/. por US\$) / EXCHANGE RATE													
Compra interbancario / <i>Interbank bid</i>	Prom.	Prom.	Prom.	Prom.	Prom.			Prom.				Prom.	
Promedio / <i>Average</i>	3,490	3,459	3,439	3,435	3,460	3,472	3,470	3,477	3,469	3,468	3,461	3,466	
Venta interbancario / <i>Interbank Ask</i>	Apertura / <i>Opening</i>	3,491	3,461	3,439	3,436	3,460	3,473	3,472	3,479	3,472	3,470	3,468	3,470
Mediodía / <i>Midday</i>	3,491	3,460	3,440	3,436	3,463	3,473	3,469	3,478	3,471	3,470	3,462	3,468	
Cierre / <i>Close</i>	3,491	3,459	3,440	3,436	3,462	3,473	3,472	3,478	3,470	3,469	3,459	3,466	
Promedio / <i>Average</i>	3,491	3,460	3,439	3,436	3,461	3,473	3,471	3,478	3,470	3,469	3,462	3,467	
Sistema bancario (SBS) / <i>Banking System</i>	Compra / <i>Bid</i>	3,489	3,459	3,437	3,434	3,459	3,471	3,469	3,476	3,469	3,468	3,462	3,466
Venta / <i>Ask</i>	3,491	3,461	3,441	3,437	3,461	3,474	3,471	3,478	3,471	3,471	3,464	3,469	
Índice de tipo de cambio real (1994 = 100) / <i>Real exchange rate Index (1994 = 100)</i>	102,2	100,6	100,6	100,8	100,8			99,1					
INDICADORES MONETARIOS / MONETARY INDICATORS													
Moneda nacional / Domestic currency													
Emisión Primaria / <i>Monetary base</i>	(Var. % mensual) / <i>(% monthly change)</i>	-1,6	5,0	-0,8	14,4	-7,8		0,7	0,7				
(Var. % últimos 12 meses) / <i>(% 12-month change)</i>	5,1	8,1	8,0	7,9	10,8			13,9	13,9				
Oferta monetaria / <i>Money Supply</i>	(Var. % mensual) / <i>(% monthly change)</i>	0,0	2,1	3,1	8,7	-2,3							
(Var. % últimos 12 meses) / <i>(% 12-month change)</i>	4,8	7,2	10,6	14,0	16,0								
Crédito sector privado / <i>Crédit to the private sector</i>	(Var. % mensual) / <i>(% monthly change)</i>	0,2	1,2	1,2	0,9	-0,5							
(Var. % últimos 12 meses) / <i>(% 12-month change)</i>	1,1	3,4	0,7	1,9	1,6								
TOSE saldo promedio (Var. % mensual) / <i>TOSE average balance (% monthly change)</i>	-1,3	0,8	3,1	4,3	-1,0	2,5	2,6	2,6	-1,2	-1,2	-0,3		
Superávit de encaje promedio (% respecto al TOSE) / <i>Average reserve surplus (% of TOSE)</i>	0,3	0,4	0,4	0,7	0,4	0,3	0,2	0,2	0,8	0,9	0,9		
Cuenta corriente de los bancos (saldo mill. S./) / <i>Banks' current account (balance)</i>	59	140	106	165	160	211	122	189	314	314	306		
Créditos por regulación monetaria (millones de S./) / <i>Rediscounts (Millions of S./)</i>	0	0	0	0	0	0	0	0	0	0	0		
Depósitos públicos en el BCR (millones S./) / <i>Public sector deposits at the BCR (Mills.S./)</i>	302	397	560	195	252	584	501	501	470	418	307		
Certificados de Depósitos BCRP (saldo Mill.S./) / <i>CDBCRP balance (Millions of S./)</i>	1 990	1 805	2 025	1 840	2 350	2 245	2 185	2 185	2 185	2 185	2 165		
Operaciones de reporte (saldo Mill. S./) / <i>repos (Balance millions of S./)</i>	85	35	37	0	25	340	180	355	180	265	75		
Tasa de interés (%) / <i>Interest rates (%)</i>	Préstamos y descuentos hasta 360 días / <i>Loans & discount Interbankaria / Interbank</i>	19,4	17,7	16,8	17,2	16,5	15,8	15,8	16,1	16,0	15,9	16,0	
Preferencial para descuento 90 días / <i>Prime rate</i>	5,9	4,5	3,5	3,1	2,7	3,2	3,0	2,6	2,5	2,4	2,4	2,5	
Preferencial corporativa a 90 días / <i>Corporate Prime</i>	17,5	16,5	15,2	n.d.	n.d.	n.d.	n.d.	n.d.	n.d.	n.d.	n.d.	n.d.	
Operaciones de reporte con CDBCRP / <i>CDBCRP repos</i>	9,4	8,0	6,3	5,0	4,3	3,9	3,9	3,9	3,9	3,9	3,8	3,8	
Créditos por regulación monetaria / <i>Rediscounts</i>	6,6	4,4	6,0	s.m.	3,0	3,1	3,1	3,1	2,2	2,3	2,5		
Del saldo de CDBCRP / <i>CDBCRP balance</i>	s.m.	s.m.	s.m.	s.m.	s.m.	s.m.	s.m.	s.m.	s.m.	s.m.	s.m.		
Del saldo de CDBCRP / <i>CDBCRP balance</i>	10,8	10,4	9,1	7,6	6,6	5,9	6,0	6,0	6,0	6,0	5,9		
Moneda extranjera / foreign currency													
Crédito sector privado / <i>Crédit to the private sector</i>	(Var. % mensual) / <i>(% monthly change)</i>	-0,7	-0,6	-0,4	1,1	-1,8							
(Var. % últimos 12 meses) / <i>(% 12-month change)</i>	-3,9	-3,7	-5,4	-3,4	-3,5								
TOSE saldo promedio (Var. % mensual) / <i>TOSE average balance (% monthly change)</i>	0,7	0,1	1,5	-1,9	-1,3	-1,0	-0,4	-0,4	-0,1	-1,4	-1,2		
Superávit de encaje promedio (% respecto al TOSE) / <i>Average reserve surplus (% of TOSE)</i>	0,1	0,1	0,1	0,1	0,1	0,6	0,1	0,1	3,1	3,3	3,4		
Créditos por regulación monetaria (millones de US dólares) / <i>Rediscounts</i>	0	0	0	0	0	0	0	0	0	0	0		
Tasa de interés (%) / <i>Interest rates (%)</i>	Préstamos y descuentos hasta 360 días / <i>Loans & discount Interbankaria / Interbank</i>	11,1	11,0	10,7	8,7	8,5	8,8	8,7	8,6	8,9	8,9	8,8	
Preferencial para descuento 90 días / <i>Prime rate</i>	4,1	3,4	2,7	2,1	1,8	1,9	1,8	1,9	2,3	2,0	2,0	2,2	
Preferencial corporativa a 90 días / <i>Corporate Prime</i>	10,2	9,9	9,0	n.d.	n.d.	n.d.	n.d.	n.d.	n.d.	n.d.	n.d.	n.d.	
Créditos por regulación monetaria / <i>Rediscounts</i>	4,4	3,7	3,2	3,1	2,9	2,9	2,9	2,9	2,9	2,9	2,8	2,8	
Del saldo de CDBCRP / <i>CDBCRP balance</i>	s.m.	s.m.	s.m.	s.m.	s.m.	s.m.	s.m.	s.m.	s.m.	s.m.	s.m.	s.m.	
INDICADORES BURSÁTILES / STOCK MARKET INDICES													
Índice General Bursátil (Var. %) / <i>General Index (% change)</i>	Acum.	Acum.	Acum.	Acum.	Acum.			Acum.				Acum.	
-8,8	-6,5	2,5	0,8	8,3	0,4	0,0	0,9	0,5	1,4	-0,7	1,1		
Índice Selectivo Bursátil (Var. %) / <i>Blue Chip Index (% change)</i>	-8,3	-7,0	2,6	0,6	5,5	0,4	-0,2	0,7	0,9	1,4	-0,9	1,5	
Monto negociado en acciones (Mill. S.) - Prom. diario	8,4	8,6	24,7	10,1	7,2	11,3	8,4	16,9	8,9	11,0	9,2	9,7	
INFLACIÓN (%) / INFLATION (%)													
Inflación mensual / <i>Monthly</i>	0,06	0,04	-0,49	-0,09	-0,52			-0,04					
Inflación últimos 12 meses / <i>% 12 months change</i>	0,87	0,68	0,12	-0,13	-0,83			-1,11					
GOBIERNO CENTRAL (Mill. S.) / CENTRAL GOVERNMENT (Mills. Of S./)													
Resultado primario / <i>Primary balance</i>	-114	-156	-140	-1 012									
Ingresos corrientes / <i>Current revenue</i>	2 166	2 165	2 232	2 174									
Gastos no financieros / <i>Non-financial expenditure</i>	2 294	2 345	2 381	3 274									
COMERCIO EXTERIOR (Mills. US\$) / FOREIGN TRADE (Mills. Of US\$)													
Balanza Comercial / <i>Trade balance</i>	-44	-4	-4	51									
Exportaciones / <i>Exports</i>	548	605	579	600									
Importaciones / <i>Imports</i>	591	609	583	550									
PRODUCTO BRUTO INTERNO (Índice 1994=100) / GROSS DOMESTIC PRODUCT													
Variac. %, respecto al mismo mes del año anterior / <i>Annual rate of growth</i>	2,7	2,8	2,1	4,1									
COTIZACIONES INTERNACIONALES / INTERNATIONAL QUOTATIONS													
LIBOR a tres meses (%) / <i>LIBOR 3-month (%)</i>	Prom.	Prom.	Prom.	Prom.	Prom.			Prom.				Prom.	
3,0	2,4	2,1	1,9	1,8	1,9	1,9	1,9	1,9	1,9	1,9	1,9	1,9	
Dow Jones (Var %) / <i>(% change)</i>	-11,1	2,6	8,5	2,9	-2,1	0,1	-0,2	1,9	2,6	2,1	-1,4	3,3	
Rendimiento de los U.S. Treasuries (30 años) / <i>U.S. Treasuries yield (30 years)</i>	5,5	5,3	5,1	5,5	5,5	5,4	5,4	5,4	5,5	5,5	n.d.	5,5	
Stripped spread del EMBI+ PERÚ (pbs) / <i>EMBI+ PERU stripped spread (basis points)</i>	632	666	581	511	480	481	473	478	463	455	441	453	

* Incluye depósitos de Promecpri, Fondo de Estabilización Fiscal (FEF), Cofide, fondos administrados por la ONP; y otros depósitos del MEF. El detalle se presenta en el cuadro No.18 del Boletín Semanal.

Fuente: BCR, INEI, Aduanas, Banco de la Nación, BVL, Sunat, SBS, Reuters y Bloomberg.