

**WEEKLY REPORT N° 06**

**February 8, 2002**

**Content**

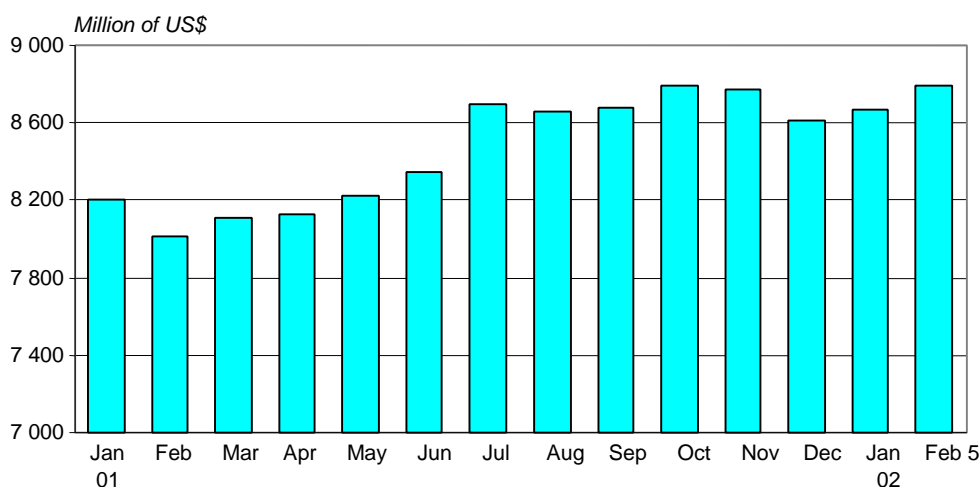
***Net International Reserves at US\$ 8 789 million***  
***Banks' current account balance at S/. 239 million***  
***Average monetary base at S/. 5 736 million***  
***Interest rates decrease***  
***Peru's bonds spread at 4,8 percent***  
***Inflation: January 2002***  
***Exchange rate at S/. 3,461***  
***Monetary accounts: January 15, 2002***  
***General Stock Index decreased 0,5 percent***  
***Monetary Program - Information Note: February 2002***

***Net International Reserves at US\$ 8 789 million***

As February 5, the net international reserves (NIR) of the Central Reserve Bank of Peru amounted to US\$ 8 789 million, up US\$ 122 million from end-January and US\$ 176 million from end-December. The monthly increase mainly obeys to higher financial system (US\$ 129 million), partially offset by the withdrawal of public sector deposits (US\$ 5 million) and investment yields (US\$ 1 million). On the other hand, the foreign exchange position amounted to US\$ 2 927 million, up US\$ 1 million from end-January.

In January, the net international reserves (NIR) of the Central Reserve Bank of Peru amounted to US\$ 8 667 million, up US\$ 54 million from end-December. This mainly obeys to higher financial system (US\$ 49 million), investment yields (US\$ 16 million), the increase of Insurance Deposit Fund's deposits (US\$ 2 million) and Treasury bond amortization and other operations (US\$ 2 million). These operations were partially offset by the withdrawal of public sector deposits (US\$ 16 million). On the other hand, the foreign exchange position amounted to US\$ 2 926 million, down US\$ 11 million from end-December.

**BCRP net international reserves  
(January 2001 - February 2002)**



# BANCO CENTRAL DE RESERVA DEL PERU

## *Banks' current account balance at S/. 239 million*

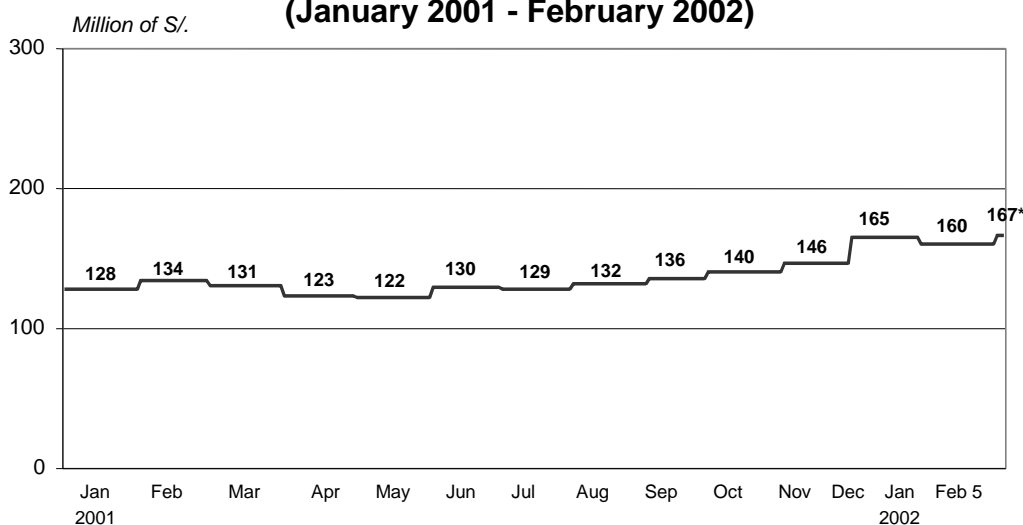
As of February 5, the banks' current account held at the Central Bank was S/. 239 million on a daily average basis. The last 30-day average for this balance was S/. 167 million.

In January 2002, the banks' current account balance (S/. 160 million) fell within the announced balance (S/. 160 - S/. 170 million).

### Monetary operations: daily average (Million of S/.)

	Banks' current account balance at the end of previous day's operations	Banks' operations with Banco de la Nación	Redemption of CDBCRP	Other banking operations redemption with the Central Bank	Cash transfers that affect the bank's current account balance	Current account of banking system before Central Bank operations	Central bank operations	Current account after Central Bank operations	Interbank interest rate
	1	2	3	4	5	6=1+2+3+4+5	7	8=6+7	
January 2001	128	-41	10	-84	58	77	58	128	10,8
February	135	-27	27	-30	38	157	-9	134	11,0
March	131	-34	16	-13	37	137	-7	131	10,3
April	124	-73	16	-353	40	-243	368	123	12,5
May	122	-28	14	-157	48	-2	125	122	12,7
June	130	-34	18	-50	37	113	29	130	16,0
July	129	-30	31	-20	25	151	-6	129	8,4
August	130	-32	5	23	50	180	-44	132	5,7
September	137	-39	14	-31	36	126	18	136	5,8
October	139	-44	16	-84	31	55	84	140	4,5
November	146	-52	14	-10	47	152	1	146	3,5
December	166	-40	34	-89	23	100	70	165	3,1
January 2002	153	-36	1	16	58	192	-32	160	2,7
February 5	178	-52	0	-95	15	46	193	239	2,7

### Banks' current account balance at the BCRP (January 2001 - February 2002)



\* Last 30 day average.

# BANCO CENTRAL DE RESERVA DEL PERU

On February 1, 4 and 5, the Central Bank carried out temporary purchases of CDBCRP and Public Treasury bonds amounting to S/. 225, S/. 180 and S/. 110 million at an average interest rates of 2,6; 2,5 and 2,6 percent, respectively.

## *Average monetary base at S/. 5 736 million*

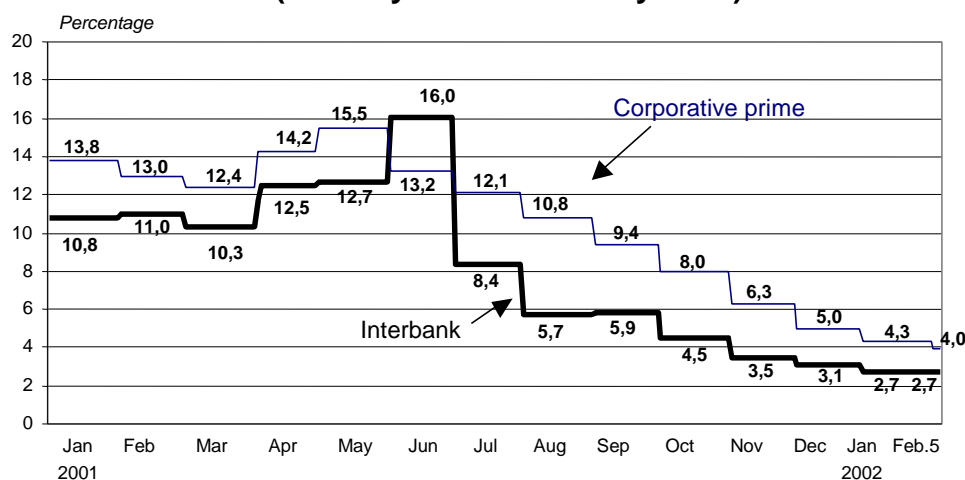
As of February 5, the daily average balance of the monetary base was S/. 5 736 million, down 0,5 percent from January. On February 5, the monetary base amounted to S/. 5 704 million, 1,7 percent (S/. 93 million) higher than end-January. The operations that explained this increment in the monetary base were the temporary purchases of bills (S/. 85 million), other outlays (S/. 3 million), the withdrawal of public sector deposits (S/. 2 million) and Insurance Deposit Fund deposits (S/. 1 million) as well as the redemption of overnight deposits (S/. 2 million).

In January, the daily average balance of the monetary base was S/. 5 765 million, down 2,0 percent from December, whereas end-of-the-period monetary base was S/. 5 611 million, 7,8 percent (S/. 476 million) lower than end-December reflecting the lower seasonal cash demand after the end-of-the-year holidays. The operations that explained the lower monetary base were the net issuance of CDCRP (S/. 510 million), higher public sector deposits (S/. 57 million) and Insurance Deposit Fund deposits (S/. 1 million), which were partially offset by the redemption of overnight deposits (S/. 37 million), other outlays (S/. 29 million), temporary purchases of bills (S/. 25 million) and net purchases of foreign currency to international organizations (S/. 1 million).

## *Interest rates decrease*

As of February 5, the interbank interest rate in domestic currency was 2,7 percent, similar to January but lower than in December (3,1 percent). The corporate prime interest rate declined from 5,0 percent in December to 4,3 percent in January to 4,0 percent as of February 5.

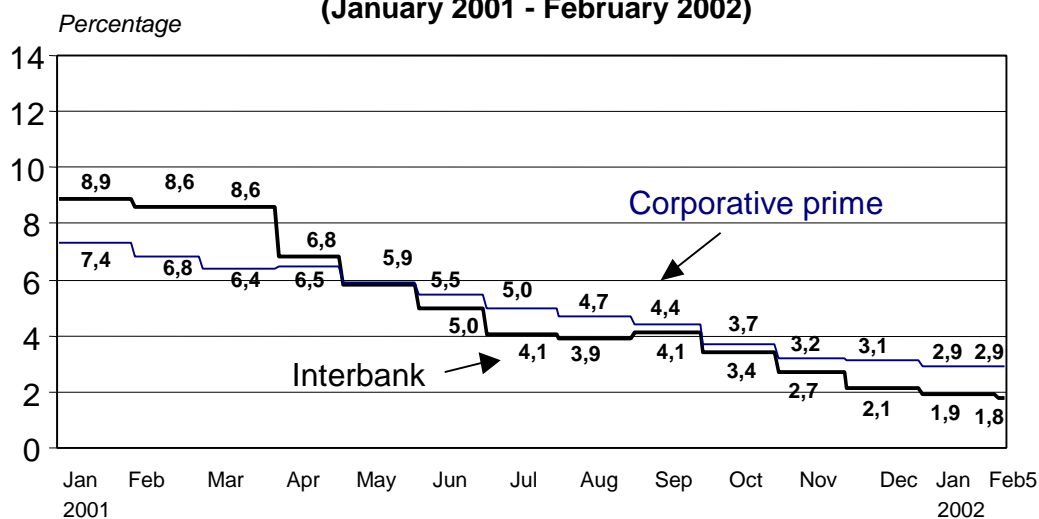
**Average interest rates in domestic currency  
(January 2001 - February 2002)**



In foreign currency, the interbank rate passed from 2,1 percent in December to 1,9 percent in January to 1,8 percent as of February 5. on the other hand, the corporate prime interest rate in foreign currency declined from 3,1 percent in December to 2,9 percent as of February 5.

# BANCO CENTRAL DE RESERVA DEL PERU

**Average interest rates in foreign currency  
(January 2001 - February 2002)**



## *Peru's bonds spread at 4,8 percent*

As of February 5, the spread between the yield of Peruvian bonds and the interest rate on US Treasury bills (a proxy for the country risk perceived by investors) was 4,8 percent similar to January, but lower than the levels in December (5,1 percent), November (5,8 percent) and October (6,7 percent).

**Spread of sovereign bonds  
(January 1997 - February 2002)**



## *Inflation: January 2002*

In January 2002, the **Consumer Price Index (CPI)** decreased 0,52 percent and 0,83 in the last 12 months. In January, tradable product prices decreased 0,3 percent, whereas non-tradable product prices decreased 0,7 percent. **Underlying inflation** was negative in 0,05 percent.

# BANCO CENTRAL DE RESERVA DEL PERU

## INFLATION (percentage changes)

	2001				2002
	Jan.	Nov.	Dec.	Year	Jan.
<b>GENERAL INDEX</b>	<b>0,19</b>	<b>-0,49</b>	<b>-0,09</b>	<b>-0,13</b>	<b>-0,52</b>
<b>TRADABLE PRODUCTS</b>	<b>0,23</b>	<b>0,02</b>	<b>-0,44</b>	<b>-0,99</b>	<b>-0,26</b>
Food	-0,1	0,1	-0,5	-1,5	0,0
Textile & footwear	0,2	0,0	0,3	1,9	0,2
Fuel	1,5	-1,9	-3,2	-13,1	-2,6
Electrical appliances	0,2	-0,5	-0,2	-0,2	0,7
Others	0,3	0,6	0,1	2,2	-0,1
<b>NON-TRADABLE PRODUCTS</b>	<b>0,14</b>	<b>-0,85</b>	<b>0,16</b>	<b>0,47</b>	<b>-0,70</b>
Food					
Services	0,3	-2,0	0,1	-0,3	-2,2
<i>Public services</i>	0,0	-0,4	0,2	0,8	-0,1
<i>Labor intensive</i>	0,0	-2,8	-0,3	-2,7	-0,1
<i>Health</i>	0,1	0,0	0,3	1,1	0,1
<i>Transportation</i>	1,0	0,1	0,0	3,0	0,1
<i>Education</i>	-0,7	-0,2	1,3	0,1	-0,5
<i>Restaurants</i>	0,1	0,2	0,0	4,0	0,0
<i>Rent</i>	0,3	0,0	0,0	1,3	0,2
<i>Other services</i>	0,1	-0,2	-0,1	-0,4	0,3
Others	0,4	0,1	0,4	3,4	0,0
	0,1	0,0	0,0	0,3	-0,1
<b>Note:</b>					
<b>Underlying inflation</b>	0,09	-0,09	0,03	0,67	-0,05

### *Exchange rate at S/. 3,461*

In January, the ask exchange rate in the banking system was S/. 3,461, 0,7 percent higher than in December, reflecting the external events in Argentina and higher forward coverage operations. In annual terms, the nominal exchange rate fell 1,8 percent. In real terms, the exchange rate decreased 0,1 percent in January, reflecting the nominal depreciation (0,7 percent) and the difference between external and domestic inflation (-1,2 and -0,5 percent, respectively).

In January, the flow of net sales of forward operations was US\$ 90 million (compared with a net purchases flow of US\$ 32 million in December). Considering Banco de la Nación's sales (US\$ 49 million) and public's operations (US\$ 45 million) in the spot market, the banks' exchange covered position increased US\$ 4 million.

Banks' exchange market operations to the public: Daily average (Million of US\$)					
	December 2000	October	November	December 2001	January 1-31
<b>End-of-period balance:</b>					
<b>a. Net sales to the public (i-ii)</b>	<b>441</b>	<b>595</b>	<b>618</b>	<b>586</b>	<b>687</b>
i. Forward sales to the public	653	1 039	943	834	1 064
ii. Forward purchases to the public	212	443	325	248	378
<b>b. Banks' exchange position</b>	<b>630</b>	<b>527</b>	<b>585</b>	<b>587</b>	<b>590</b>
<b>Flows:</b>					
<b>I. Forward sales to the public</b>	<b>0</b>	<b>-1</b>	<b>-4</b>	<b>-4</b>	<b>9</b>
- New sales	12	15	16	11	19
- Redemptions	12	16	20	15	10
<b>II. Forward purchases to the public</b>	<b>-2</b>	<b>-2</b>	<b>-5</b>	<b>-3</b>	<b>5</b>
- New purchases	6	8	8	12	15
- Redemptions	8	10	13	15	10
<b>III. Net spot purchases to the public</b>	<b>0</b>	<b>6</b>	<b>16</b>	<b>3</b>	<b>2</b>
- Purchases	87	85	91	78	74
- Sales	87	79	75	75	72

# BANCO CENTRAL DE RESERVA DEL PERU

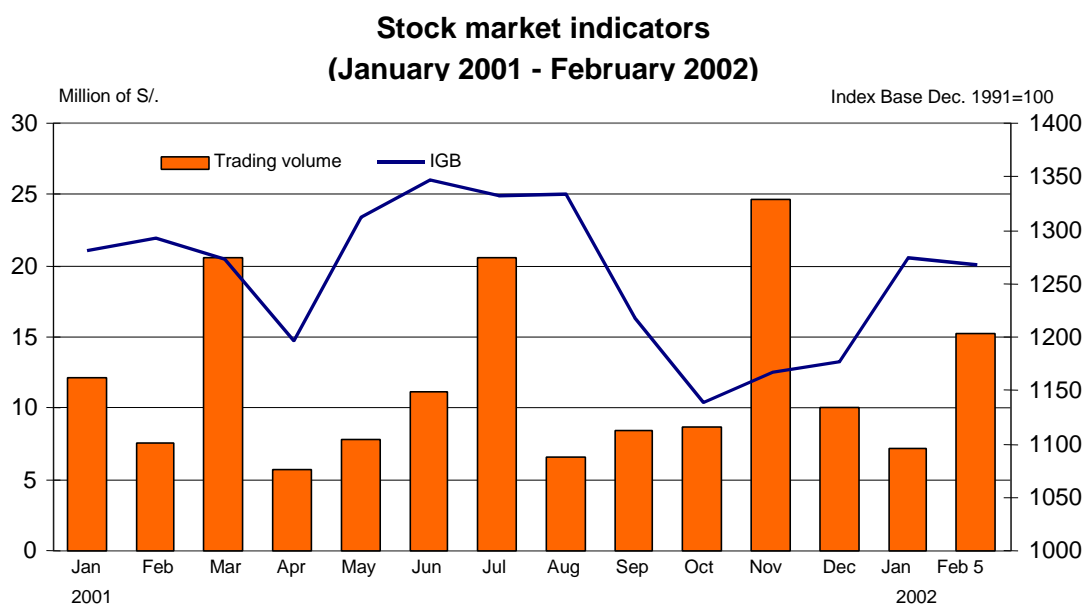
## *Monetary accounts: January 15, 2002*

As of January 15, liquidity in **domestic currency** (S/. 16 463 million) increased 1,6 percent (S/. 252 million) in the last 4 weeks and 18,0 percent in annual terms. On the other hand, credit to the private sector in domestic currency decreased 1,2 percent (S/. 113 million) to S/. 9 037 million in the last 4 weeks and 3,9 percent in annual terms.

In the same period, liquidity in foreign currency augmented US\$ 35 million (0,4 percent) to US\$ 9 624 million. Short-term external liabilities increased 4,1 percent (US\$ 56 million) to US\$ 1 400 million. Credit to the private sector in foreign currency (US\$ 10 742 million) remained steady compared with December 15. However, it decreased 3,4 percent in the last 12 months.

## *General Index decreased 0,5 percent*

As of February 5, the Lima Stock Exchange decreased relative to end-January by 0,5 percent in the General Index and 0,3 percent in the Blue Chip Index. However, in January these indices increased 8,3 and 5,5 percent and 7,8 and 5,1 percent, respectively, in the year.



## *Lima, February 8, 2002*

The weekly report releases economic information to be published (with broader detail) in the weekly bulletin the following Monday. The weekly report published on Fridays is released via facsimile for a charge or free via email (mreyes@bcrp.gob.pe). A subscription can be requested to telephone (51-1) 4266250 ext. 3817 or email. The monthly fee for the facsimile is S/. 12 (Peru only) and US\$ 49 (overseas).

# BANCO CENTRAL DE RESERVA DEL PERU

## Monetary Program - Information Note: February 2002

1. In order to attain an annual rate of inflation of 2,5 percent plus or minus 1 percent point, the monetary policy made possible that interbank interest rate be 2,7 percent on average during January. Thus, the balance of banks' current account at the Central Bank (operating target) was S/. 160 within the announced balance (S/. 160 – S/. 170 million). This balance was lower than in December, because of lower cash requirements.
2. After the assessment of the monetary policy, the Central Bank Board of Directors established:
  - a. The range for banks' current account deposits at the Central Bank will be kept at **S/. 160 – S/. 170 million on a daily average basis**.
  - b. For monetary regulation credits in domestic currency, the effective interest rate would be **the weighted average of the interbank interest rates, or 3,5 percent, whichever is highest**. Formerly, the said rate was 4,0 percent.
  - c. For overnight deposits in domestic currency held by banks at the Central Bank, the effective interest rate remained at **1,9 percent**. Formerly, the said rate was 2,0 percent.
  - d. For foreign exchange temporary purchase operations (swap operations), the commission implies an effective annual cost of **3,5 percent**. The former cost was 4,0 percent.
3. The following interest rates will be used in foreign-currency operations:
  - a. The effective annual rate for monetary regulation credits will be **3,0 percent**. Formerly, the said rate was 3,5 percent.
  - b. For overnight deposits held by banks at the Central Bank, the rate is equivalent to the average obtained by the Central Bank for similar deposits abroad.
4. The Central Bank grants monetary regulation credits in domestic and foreign currency on a regular basis. Besides, the Central Bank operations will be oriented to reduce volatility in the exchange market.
5. If justified by financial conditions, the values mentioned above could be modified in order to ensure the attainment of the objective to preserve monetary stability, which mean avoiding inflationary or deflationary pressures.

Lima, February 7, 2001

# BANCO CENTRAL DE RESERVA DEL PERU

## Operational target and reference rate approved by the Board of the Bank

	2001											2002	Program
	February	March	April	May	June	July	August	September	October	November	December	January	February 2002
<b>1. Operational target: current account</b> (In million of S/.)													
Rango	125-135	128-138	130-140	120-130	125-135	135-145	130-140	130-140	132-142	135-145	150-160	160-170	160-170
Revised			120-130										
Actual	134	131	123	122	130	129	132	136	140	146	165	160	
<b>2. Reference interest rates</b> (In percentages)													
<b>a. Monetary regulation credits, temporary purchase of CDBCRP and Treasury bonds out of auction</b>													
a.1. In domestic currency	12,5	11,5	11,0	11,0	10,5	10,0	9,0	8,5	7,5	6,0	5,0	4,0	3,5
a.2. In foreign currency	8,5	8,5	8,5	7,5	7,0	6,5	6,0	5,5	5,0	4,5	4,5	3,5	3,0
<b>b. Overnight deposits</b>													
b.1. In domestic currency	4,5	4,0	4,0	4,0	4,0	4,0	4,0	4,0	3,0	2,5	2,0	2,0	1,9
b.2. In foreign currency	5,5	5,3	4,8	4,2	3,9	3,8	3,7	3,2	2,5	2,1	1,8	1,8	1/
<b>3. Swap commission</b>													
Commission	0,0172	0,0165	0,0159	0,0174	0,0171	0,0158	0,0138	0,0134	0,0138	0,0115	0,0089	0,0070	3/
Annual percentage rate	12,5	11,5	11,0	11,0	10,5	10,0	9,0	8,5	7,5	6,0	5,0	4,0	3,5

### Note:

Interbank interest rate in domestic currency	11,0	10,3	12,5	12,7	10,6 <sup>2/</sup>	8,4	5,7	5,9	4,5	3,5	3,1	2,7
----------------------------------------------	------	------	------	------	--------------------	-----	-----	-----	-----	-----	-----	-----

1/ Similar to BCRP international overnight deposits' interest rate abroad.

2/ June 1 quotation (74,3 por ciento) not included.

3/ Since October, the swap commission is calculated on a daily basis and considering international levels.



## Indicadores Económicos / Economic Indicators

	2001					2002							
	AGO.	SET.	OCT.	NOV.	DIC.	30 Ene.	31 Ene.	Ene.	1 Feb.	4 Feb.	5 Feb.	FEB.	
<b>RESERVAS INTERNACIONALES (Mills. US\$) / INTERNATIONAL RESERVES</b>						Var.							
Posición de cambio / <i>Net international position</i>	2 627	2 657	2 731	2 828	2 915	2 913	2 926	11	2 928	2 930	2 927	1	
Reservas internacionales netas / <i>Net international reserves</i>	8 660	8 679	8 795	8 768	8 613	8 747	8 667	54	8 801	8 785	8 789	122	
Depósitos del sistema financiero en el BCR / <i>Financial system deposits at BCR</i>	3 350	3 404	3 460	3 394	3 196	3 323	3 245	49	3 376	3 369	3 374	129	
Empresas bancarias / <i>Banks</i>	3 166	3 211	3 247	3 196	2 945	3 083	3 011	66	3 139	3 137	3 146	135	
Banco de la Nación / <i>Banco de la Nación</i>	156	164	181	164	218	206	201	-16	204	199	194	-7	
Sector privado / <i>Private sector</i>	28	29	32	34	33	33	33	0	33	34	34	1	
Depósitos del sector público en el BCR / <i>Public sector deposits at BCR</i>	2 717	2 659	2 631	2 586	2 536	2 526	2 520	-16	2 523	2 513	2 515	-5	
Depósitos de privatización	215	154	157	170	139	138	138	-1	138	138	138	0	
Otros depósitos / <i>Other *</i>	2 502	2 506	2 474	2 415	2 397	2 388	2 382	-15	2 385	2 374	2 376	-6	
<b>OPERACIONES CAMBIARIAS BCR (Mill. US\$) / BCR FOREIGN OPERATIONS</b>	Acum.	Acum.	Acum.	Acum.	Acum.			Acum.				Acum.	
Origen externo de la emisión primaria / <i>External origin of the monetary base</i>	-1	1	54	90	79	0	0	0	0	0	0	0	
Compras netas en Mesa de Negociación / <i>Net purchases of foreign currency</i>	0	0	55	91	58	0	0	0	0	0	0	0	
Operaciones swaps netas / <i>Net swap operations</i>	0	1	-1	0	0	0	0	0	0	0	0	0	
Operaciones con el Sector Público / <i>Public sector</i>	0	0	0	0	21	0	0	0	0	0	0	0	
<b>TIPO DE CAMBIO (S/. por US\$) / EXCHANGE RATE</b>	Prom.	Prom.	Prom.	Prom.	Prom.			Prom.				Prom.	
Compra interbancario / <i>Interbank b</i>	3,491	3,490	3,459	3,439	3,435	3,478	3,477	3,460	3,476	3,483	3,486	3,482	
Venta interbancario / <i>Interbank Ask</i>	Apertura / <i>Opening</i>	3,493	3,491	3,461	3,439	3,436	3,480	3,478	3,460	3,476	3,485	3,487	3,483
	Mediodía / <i>Midday</i>	3,493	3,491	3,460	3,440	3,436	3,483	3,480	3,463	3,478	3,483	3,486	3,482
	Cierre / <i>Close</i>	3,493	3,491	3,459	3,440	3,436	3,482	3,476	3,462	3,479	3,485	3,493	3,486
	Promedio / <i>Average</i>	3,493	3,491	3,460	3,439	3,436	3,481	3,478	3,461	3,478	3,484	3,487	3,483
Sistema bancario (SBS) / <i>Banking System</i>	3,490	3,489	3,459	3,437	3,434	3,470	3,476	3,459	3,474	3,479	3,484	3,479	
Compra / <i>Bid</i>	3,493	3,491	3,461	3,441	3,437	3,476	3,478	3,461	3,478	3,483	3,485	3,482	
Venta / <i>Ask</i>													
Índice de tipo de cambio real (1994 = 100) / <i>Real exchange rate Index (1994 = 100)</i>	102,2	102,2	100,6	100,6	100,8			100,9					
<b>INDICADORES MONETARIOS / MONETARY INDICATORS</b>													
<b>Moneda nacional / Domestic currency</b>													
Emisión Primaria / <i>Monetary base</i>	(Var. % mensual) / (% monthly change)	-5,8	-1,6	5,0	-0,8	14,4			-7,8			-7,8	
(Var. % últimos 12 meses) / (% 12-month change)		1,2	5,1	8,1	8,0	7,9			10,8			10,8	
Oferta monetaria / <i>Money Supply</i>	(Var. % mensual) / (% monthly change)	-1,0	0,5	2,1	3,5	7,7							
(Var. % últimos 12 meses) / (% 12-month change)		6,0	5,3	7,7	11,6	14,0							
Crédito sector privado / <i>Crédit to the private sector</i>	(Var. % mensual) / (% monthly change)	0,5	0,2	0,7	0,7	1,9							
(Var. % últimos 12 meses) / (% 12-month change)		2,6	1,1	2,8	-0,3	1,9							
TOSE saldo promedio (Var. % mensual) / <i>TOSE average balance (% monthly change)</i>		3,2	-1,3	0,8	3,1	4,3	-0,2	-1,0	-1,0	-0,6	-0,1	0,0	
Superávit de encaje promedio (% respecto al TOSE) / <i>Average reserve surplus (% of TOSE)</i>		0,6	0,3	0,4	0,4	0,7	0,5	0,4	0,4	0,4	0,5	0,6	
Cuenta corriente de los bancos (saldo mill. S./) / <i>Banks' current account (balance)</i>		132	59	140	106	165	36	145	160	239	218	261	
Créditos por regulación monetaria (millones de S./) / <i>Rediscounts (Millions of S./)</i>		0	0	0	0	0	0	0	0	0	0	0	
Depósitos públicos en el BCR (millones S./) / <i>Public sector deposits at the BCR (Mills.S./)</i>		179	302	397	560	195	251	252	252	317	299	250	
Certificados de Depósitos BCRP (saldo Mill.S./) / <i>CDBCRP balance (Millions of S./)</i>		1 960	1 990	1 805	2 025	1 840	2 350	2 350	2 350	2 350	2 350	2 350	
Operaciones de reporte (saldo Mill. S./) / <i>repos (Balance millions of S./)</i>		30	85	35	37	0	0	25	25	225	180	110	
Tasa de interés (%) / <i>Interest rates (%)</i>	TAMN / <i>Average</i>	26,1	24,6	23,5	22,8	23,0	21,5	21,3	23,1	21,5	23,5	23,7	22,3
	Interbancaria / <i>Interbank</i>	5,7	5,9	4,5	3,5	3,1	2,8	2,8	2,7	2,7	2,6	2,8	2,7
	Preferencial para descuento 90 días / <i>Prime rate</i>	17,8	17,5	16,5	15,2	n.d.	n.d.	n.d.	n.d.	n.d.	n.d.	n.d.	n.d.
	Preferencial corporativa a 90 días / <i>Corporate Prime</i>	10,8	9,4	8,0	6,3	5,0	3,9	3,9	4,3	4,3	4,3	4,0	4,0
	Operaciones de reporte con CDBCRP / <i>CDBCRP repos</i>	5,0	6,6	4,4	6,0	s.m.	s.m.	3,0	3,0	2,6	2,5	2,6	
	Créditos por regulación monetaria / <i>Rediscounts</i>	s.m.	s.m.	s.m.	s.m.	s.m.	s.m.	s.m.	s.m.	s.m.	s.m.	s.m.	
Del saldo de CDBCRP / <i>CDBCRP balance</i>	11,4	10,8	10,4	9,1	7,6	6,6	6,6	6,6	6,6	6,6	6,6		
<b>Moneda extranjera / foreign currency</b>													
Crédito sector privado / <i>Crédit to the private sector</i>	(Var. % mensual) / (% monthly change)	-1,2	-0,5	-0,3	-1,0	1,8							
(Var. % últimos 12 meses) / (% 12-month change)		-3,7	-3,7	-3,2	-5,5	-2,7							
TOSE saldo promedio (Var. % mensual) / <i>TOSE average balance (% monthly change)</i>		0,7	0,7	0,1	1,5	-1,9	-1,3	-1,3	-1,3	-0,2	-0,2	0,0	
Superávit de encaje promedio (% respecto al TOSE) / <i>Average reserve surplus (% of TOSE)</i>		0,1	0,1	0,1	0,1	0,1	0,4	0,1	0,1	-1,9	-0,6	0,3	
Créditos por regulación monetaria (millones de US dólares) / <i>Rediscounts</i>		0	0	0	0	0	0	0	0	0	0	0	
Tasa de interés (%) / <i>Interest rates (%)</i>	TAMEX / <i>Average</i>	12,1	12,0	11,9	11,7	10,2	9,9	9,8	9,9	9,8	9,8	9,8	9,8
	Interbancaria / <i>Interbank</i>	3,9	4,1	3,4	2,7	2,1	1,8	1,8	1,8	1,8	1,8	1,8	1,8
	Preferencial para descuento 90 días / <i>Prime rate</i>	10,8	10,2	9,9	9,0	n.d.	n.d.	n.d.	n.d.	n.d.	n.d.	n.d.	n.d.
	Preferencial corporativa a 90 días / <i>Corporate Prime</i>	4,7	4,4	3,7	3,2	3,1	2,9	2,9	2,9	2,9	2,9	2,9	2,9
Créditos por regulación monetaria / <i>Rediscounts</i>	s.m.	s.m.	s.m.	s.m.	s.m.	s.m.	s.m.	s.m.	s.m.	s.m.	s.m.		
<b>INDICADORES BURSÁTILES / STOCK MARKET INDICES</b>													
Índice General Bursátil (Var. %) / <i>General Index (% change)</i>	Acum.	Acum.	Acum.	Acum.	Acum.			Acum.				Acum.	
(Var. % últimos 12 meses) / (% 12-month change)		0,2	-8,8	-6,5	2,5	0,8	-0,8	0,5	8,3	0,5	-0,8	-0,2	-0,5
Índice Selectivo Bursátil (Var. %) / <i>Blue Chip Index (% change)</i>		0,1	-8,3	-7,0	2,6	0,6	-0,5	0,4	5,5	0,8	-1,0	-0,2	-0,3
Monto negociado en acciones (Mill. S.) - Prom. diario		6,5	8,4	8,6	24,7	10,1	17,2	4,0	7,2	8,9	18,6	18,3	15,3
<b>INFLACIÓN (%) / INFLATION (%)</b>													
Inflación mensual / <i>Monthly</i>		-0,30	0,06	0,04	-0,49	-0,09			-0,52				
Inflación últimos 12 meses / <i>% 12 months change</i>		1,37	0,87	0,68	0,12	-0,13			-0,83				
<b>GOBIERNO CENTRAL (Mill. S.) / CENTRAL GOVERNMENT (Mills. Of S.)</b>													
Resultado primario / <i>Primary balance</i>		28	-81	-148	-108								
Ingresos corrientes / <i>Current revenue</i>		2 181	2 181	2 171	2 268								
Gastos no financieros / <i>Non-financial expenditure</i>		2 174	2 281	2 338	2 395								
<b>COMERCIO EXTERIOR (Mills. US\$) / FOREIGN TRADE (Mills. Of US\$)</b>													
Balanza Comercial / <i>Trade balance</i>		26	-39	-7	5								
Exportaciones / <i>Exports</i>		652	554	601	581								
Importaciones / <i>Imports</i>		627	593	608	576								
<b>PRODUCTO BRUTO INTERNO (Índice 1994=100) / GROSS DOMESTIC PRODUCT</b>													
Variac. %, respecto al mismo mes del año anterior / <i>Annual rate of growth</i>		0,6	2,2	2,2	1,7								
<b>COTIZACIONES INTERNACIONALES / INTERNATIONAL QUOTATIONS</b>													
LIBOR a tres meses (%) / <i>LIBOR 3-month (%)</i>	Prom.	Prom.	Prom.	Prom.	Prom.			Prom.				Prom.	
(Var. % últimos 12 meses) / (% 12-month change)		3,6	3,0	2,4	2,1	1,9	1,9	1,9	1,8	1,9	1,9	1,9	
Dow Jones (Var. %) / (% change)		-5,5	-11,1	2,6	8,5	2,9	1,5	1,6	-2,1	-0,1	-2,2	0,0	-2,4
Rendimiento de los U.S. Treasuries (30 años) / <i>U.S. Treasuries yield (30 years)</i>		5,5	5,5	5,3	5,1	5,5	5,4	5,4	5,5	5,4	5,4	5,3	5,4
Stripped spread del EMBI+ PERÚ (pbs) / <i>EMBI+ PERU stripped spread (basis points)</i>		626	632	666	581	511	482	470	480	460	475	494	476

\* Incluye depósitos de Promocpepi, Fondo de Estabilización Fiscal (FEF), Cofide, fondos administrados por la ONP; y otros depósitos del MEF. El detalle se presenta en el cuadro No.18 del Boletín Semanal.

Fuente: BCR, INEI, Aduanas, Banco de la Nación, BVL, Sunat, SBS, Reuters y Bloomberg.